

COUNTERS AND SPINNER

To make the counters and spinner for your game of Snakes & Abbots, print out this page on a colour printer. Glue the page on to a piece of cardboard (you could use the side of a cereal box) and then cut out each item. For the spinner, make a hole in the middle and push a pencil through it. And for the counters, carefully glue the two sides together, cut a slit in the bottom and then slide in the support.





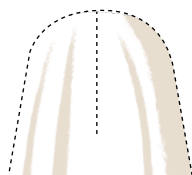
Carefully cut around the front and back of each of the characters



Cut a slit here



Cut a slit here



Cut a slit here



ENGLISH
HERITAGE

MAKE YOUR GAME BOARD

Print out the two halves of the Snakes & Abbots game board, cut them out around the dotted lines and then glue them together using the flap at the bottom of the top half. If you want to make your board a bit sturdier, you can then glue it on to a piece of card.





32

31

29

28

27

26

25

Your Latin is terrible!

You are very clever and go to Oxford University to get a degree.

17

You are friendly and supportive to other monks.

18



19

20

You do lots of horrible jobs without moaning - even cleaning the toilets!

22

23

You learn a lot about God, the saints and your monastery.

24

14

13

You are told off for chatting when you should be reading.

12

9

16

15

10

1

START

You enter the abbey as a novice.

2

You are clever and able to read!

3

4

5

You have just celebrated your 30th birthday, the minimum age for an abbot.

6

7

8