



ENGLISH HERITAGE  
EDUCATION

## TEACHERS' KIT

### Warkworth Castle and Hermitage

This kit helps teachers plan a visit to Warkworth Castle and Hermitage, home to the Percy family for 600 years. Use these resources before, during and after your visit to help students get the most out of their learning.

KS1-2

KS3

KS4+

SEND



GET IN TOUCH WITH OUR EDUCATION BOOKINGS TEAM:

☎ 0370 333 0606

✉ [bookeducation@english-heritage.org.uk](mailto:bookeducation@english-heritage.org.uk)

📄 [bookings.english-heritage.org.uk/education](https://bookings.english-heritage.org.uk/education)

Share your visit with us on Twitter [@EHEducation](https://twitter.com/EHEducation)

Step into England's story

# WELCOME

This Teachers' Kit for Warkworth Castle and Hermitage has been designed for teachers and group leaders to support a free self-led visit to the site. It includes a variety of materials suited to teaching a wide range of subjects and key stages, with practical information, activities for use on site and ideas to support follow-up learning.

We know that each class and study group is different, so we have collated our resources into one kit allowing you to decide which materials are best suited to your needs. Please use the contents page, which has been colour-coded to help you easily locate what you need, and view individual sections. All of our activities have clear guidance on the intended use for study so you can adapt them for your desired learning outcomes.

To further aid your planning, we have created Hazard Information sheets, which you can download from the Warkworth Castle and Hermitage **Schools page**.

We hope you enjoy your visit and find this Teachers' Kit useful. If you have any queries, please don't hesitate to get in touch with a member of our team either via [bookeducation@english-heritage.org.uk](mailto:bookeducation@english-heritage.org.uk) or on 0370 333 0606.

English Heritage Learning Team

## ICON KEY

The icons below will help you quickly identify the types of activities and information presented.



# CONTENTS



## PRE-VISIT

Information and activities you can use in the classroom before your visit.

Site Plan	5
Historical Information	6–10
Glossary	11–13
Timeline	14–19
Why Build a Power Base Here? ■ ■	20–24

## AT THE CASTLE

Activities for students to do at Warkworth Castle and Hermitage to help them get the most out of their learning.

Castle Explorer Trail ■ ■	26
Top Things to See: Explore the Bailey ■ ■	27–33
Sculpture Seekers ■ ■	34–36
Town and Castle Inspiration Walk ■ ■	37–42

## POST-VISIT

Information and activities to help you extend your students' learning back in the classroom.

Sources	44–49
Power on the Tower ■ ■	50–54
Tackling Tricky Sources ■ ■	55

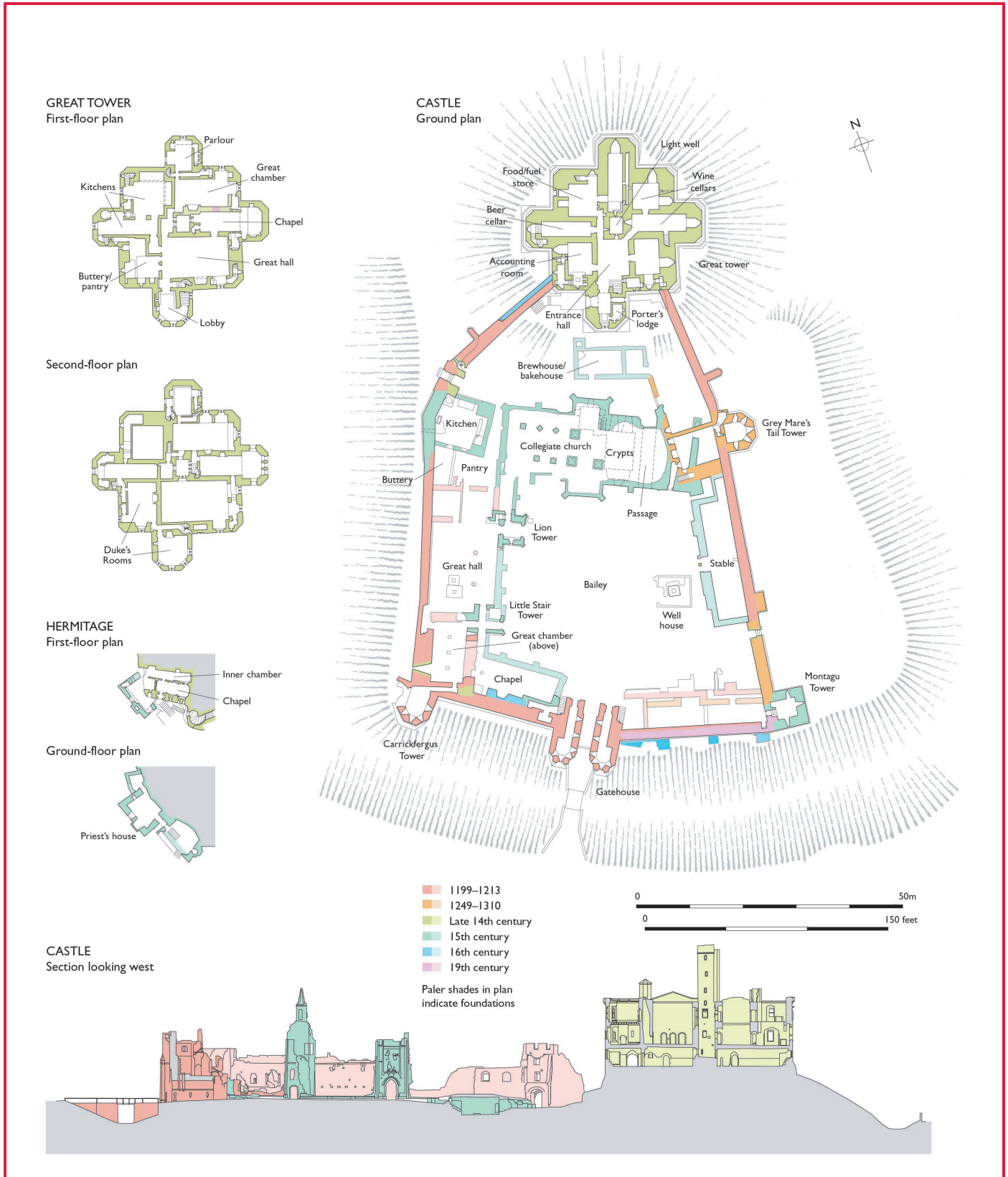


# PRE-VISIT

Information and activities you can use in the classroom before your visit.

# WARKWORTH CASTLE AND HERMITAGE

## SITE PLAN



## HISTORICAL INFORMATION

DISCOVER THE STORY OF  
WARKWORTH CASTLE  
AND HERMITAGE

Below is a short history of Warkworth Castle and Hermitage. Use this information to learn how the site has changed over time. You'll find the definitions of the key words in the Glossary.


### EARLY SETTLEMENTS AND THE EARLY CASTLE

A recent geophysical survey in the medieval parkland in front of Warkworth Castle has shown a group of circular features. These could be enclosures and hut circles dating to **prehistory** before the town of Warkworth and the castle were built.

The town of Warkworth dates back to the **Anglo-Saxon** period. The first castle at Warkworth probably had a Norman earth **motte and bailey** with wooden defences and buildings. Although no buildings or walls from this time survive, the Norman earthworks still form the outline of the castle today.

We don't know who built the first stone castle but at some time between 1157 and 1164 the property was given to Roger fitz Eustace, a rich nobleman, by King Henry II (r.1154–89).

It's likely that Roger fitz Eustace's son, Robert, may have been responsible for the castle layout as it is today, constructed between 1199 and 1214. Robert was a favourite of King John (r.1199–1216) and in 1203 he became **sheriff** of Northumberland, a powerful royal official. In 1213, King John visited him at Warkworth Castle.



An aerial photo of Warkworth Castle and the surrounding area, including the river Coquet.

## ENGLAND AND SCOTLAND AT WAR

Life on the Scottish border was transformed during the reign of the English king Edward I (r.1272–1307). Edward was invited to **referee** a dispute over who should be the next King of Scots and used the opportunity to claim control of the kingdom. The result was a long-running war between England and Scotland. Castles near the border played an important role in the war, with successive English kings providing funds to develop and maintain them. The owners of Warkworth were closely involved in the fighting. In 1319, 24 soldiers held the castle against attack and in 1327 the Scots unsuccessfully **besieged** Warkworth twice.



A map of the UK showing the current Anglo-Scottish border, with Scotland shown in red. © Public Domain


## THE POWERFUL PERCYs

In 1328, Edward III granted Warkworth to Henry Percy, the 2nd **Lord** Percy. The Percys were one of the richest and most powerful families in England. They were descended from a Norman nobleman who may have come to England after the **Norman Conquest** in 1066.

Henry Percy, the 1st **Earl** of Northumberland (1341–1408) began a large-scale building programme at Warkworth. He built the impressive **keep** to show off his wealth and power.

However, the Percy family spent much of their time in rebellion against various kings and queens. The 1st Earl and his son, **Harry Hotspur**, helped to remove Richard II from the throne in 1399. They then fought against Henry IV (r.1399–1413), who they had helped put on the throne in Richard's place. In 1403, Hotspur was killed in the **Battle of Shrewsbury**, fighting against the king and his army.

His father joined another unsuccessful rebellion against Henry IV in 1405, led by the **Archbishop** of York. The king gathered an army and marched north, while Earl Henry fled to Scotland. The king's army besieged Warkworth, where the **garrison** surrendered after the king had fired just seven cannon shots.



A reconstruction drawing of the Great Tower at Warkworth Castle as it may have looked in about 1400.

## THE WARS OF THE ROSES

The Percy family initially supported the House of Lancaster in the **Wars of the Roses**. The 2nd Earl of Northumberland was killed at the **Battle of St Albans** in 1455, and his son, the 3rd Earl, was killed at the **Battle of Towton**, in 1461. This battle brought about a change in ruler, with Yorkist Edward IV (r.1461–70 and 1471–83) becoming king.

In 1471, Edward IV gave the Percy family estates to the 3rd Earl's son, another Henry Percy. Henry started to remodel the castle **bailey** and began construction of the **collegiate church**. He created the Lion Tower and added the carved **heraldry** above the door.



The Lion Tower at Warkworth Castle decorated with a spectacular display of Percy family heraldry.

## LIFE IN THE PERCY HOUSEHOLD

Large medieval **households** like the Percys' were complicated. They employed many different people from all backgrounds and were sometimes organised according to a set of written rules. In around 1512, the 5th Earl (1477–1527) brought together the Percy household's records and regulations in two big books. These were known together as the *Northumberland Household Book*.

The *Book* shows that there were 166 permanent members of the 5th Earl's household. Amongst these were:

10 **clerks**, 2 cupbearers, 2 carvers, a painter, a joiner, 2 falconers, 20 grooms, 6 child servants, 2 **minstrels**, a dean, 6 chaplains, 8 gentleman singers, 6 choristers and an organist.

It also records a strict daily timetable at Warkworth, including two main meals at 10am and 4pm. Mealtimes in important households like this one involved a lot of pomp and ceremony – the earl, his wife and his **heir** were waited on at table by ten servants.

Another important part of the *Household Book* is a record of entertainments organised for special occasions. This included a performance by the king's jugglers and a nativity play put on by members of the chapel on New Year's Eve.




The 5th Earl of Northumberland's coat of arms. He collated the Percy household's records and regulations in 1512. © Rs-nourse, CC BY-SA 3.0



## THE TUDOR CASTLE

Warkworth Castle was surrendered to the Crown in 1537 when the 6th Earl of Northumberland died without an heir. None of the royal officials would pay for repairs and by 1557 the Northumberland family estates were regained by the 6th Earl's nephew, Thomas Percy.

In 1569, Thomas co-led an unsuccessful **Catholic** rebellion supporting Mary, Queen of Scots against the Protestant Elizabeth I (r.1558–1603). This is sometimes known as the **Rising of the North** or the Revolt of the Northern Earls. Queen Elizabeth's forces took control at Warkworth Castle. Thomas was captured in Scotland and executed in York in 1572.



The Collegiate Church at Warkworth Castle with the crypt and tunnel underneath.

## THE STUARTS AND THE CIVIL WAR

Following the discovery of the **Gunpowder Plot** in 1605, the 9th Earl of Northumberland was imprisoned for having links to one of the **conspirators**. He was fined £30,000 (over £9 million today) and held for 17 years in the Tower of London.

During the **English Civil War** (1642–51), the Scots controlled Warkworth Castle in support of Parliament. They returned it to the 10th Earl, who also supported Parliament.



The Great Tower at Warkworth Castle, including the passage below the Collegiate Church, as seen from the inner bailey.

## RUIN AND REVIVAL

The 11th Earl's widow inherited the Warkworth estates in 1670 but had no use for the castle and allowed an estate official to remove timber and lead. By 1672, the castle was just a shell.

In 1766, the Percy family were made **Dukes** of Northumberland. The 4th Duke of Northumberland, Algernon Percy (1792–1865), employed the famous architect Anthony Salvin to restore the Great Tower and add the Duke's Rooms to the upper floor.

In 1922, Warkworth Castle was taken into state guardianship. The Duke's Rooms, however, remained under the control of the Percy family until 1987.



The Great Tower viewed from the gatehouse.

## THE HERMITAGE

The Hermitage is a small rock-cut chapel, surrounded by trees, along the river Coquet from Warkworth Castle. It was probably built around 1400 by Henry Percy, 1st Earl of Northumberland, in the medieval hunting park next to the castle.

The first written record of the Hermitage is in 1487, when Thomas Barker was made chaplain by the 4th Earl. He was probably never a recluse like the term '**hermit**' suggests. The Hermitage was where a chaplain performed services in return for payment from the Percys and other benefits. The last known priest to use the Hermitage was George Lancastre, the 6th Earl's chaplain, in the early 16th century. He was paid 20 marks (around £5,800 today) and given pasture for his livestock, a garden and orchard nearby, fish every Sunday and 20 loads of firewood.

After the **Reformation**, the Hermitage wasn't used for religious purposes. Over time, it became a romantic ruin inspiring Bishop Percy to write a popular ballad, *The Hermit of Warkworth*, in 1771.

Today the Hermitage can only be reached by a small boat rowed by a member of English Heritage staff. This is only available to general visitors to the castle on certain days.



The Hermitage.

# GLOSSARY

TRICKY TERMS AND  
WHAT THEY MEAN

Below is a list of words you might come across while exploring Warkworth Castle. Use this Glossary to find out what they mean.

**Anglo-Saxon** – the period between around 410 and 1066 when the Angles and Saxons settled in England. The Norman Conquest in 1066 marks the end of the Anglo-Saxon period.

**archbishop** – the head of the church; the highest-ranking religious official in England

**bailey** – an open and largely flat area at the centre of a castle, often surrounded by a stone curtain wall

**Battle of Shrewsbury (1403)** – a conflict between an army led by King Henry IV and an army led by Henry ‘Harry Hotspur’ Percy. The rebels lost and Harry Hotspur was killed by the king’s men.

**Battle of St Albans (1455)** – the first battle in the Wars of the Roses between the Yorkists (supporting Richard, Duke of York) and the Lancastrians (supporting King Henry VI). Richard and his army won the battle and captured the king.

**Battle of Towton (1461)** – an important battle in the Wars of the Roses. The Yorkists won the battle and the victorious Edward, Duke of York, became King Edward IV.

**besiege** – to surround a place with an army in order to capture it or force the people inside to surrender

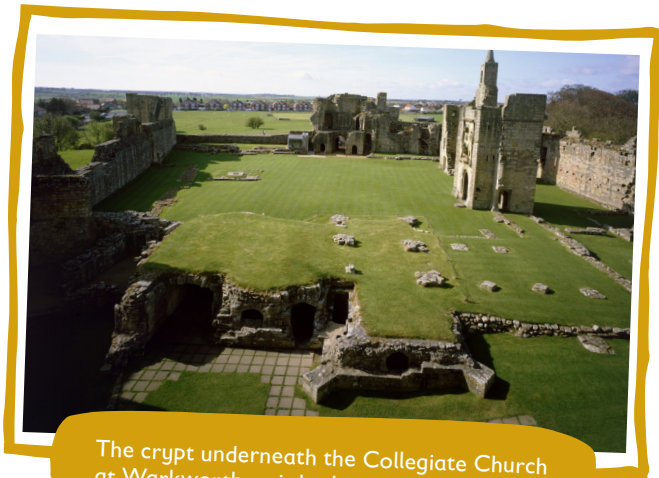
**Catholic** – referring to the Roman Catholic faith. The head of the Roman Catholic Church is the pope, who runs the Church from Rome. England was largely Catholic before the reign of Henry VIII. He converted to Protestantism and after that, Catholic people were viewed with suspicion and faced persecution.

**clerk** – a person keeping records or accounts, and undertaking other duties to help keep things running smoothly



Drawing of an early medieval archbishop.

**collegiate church** – in Roman Catholicism, a church in which daily worship is undertaken by a college of canons: a clergy community that isn't part of a monastery



The crypt underneath the Collegiate Church at Warkworth as it looks today.

**conspirator** – a person who takes part in a secret plot

**duke** – a very high-ranking title in England, above 'earl' and below 'prince'. It is the highest-ranking title outside of the royal family.

**earl** – a title given to an English nobleman ranking above 'lord' and below 'duke'

**English Civil War (1642–51)** – a bloody conflict between the Parliamentarians and the Royalists. They disagreed on how England should be governed and by whom. The Parliamentarians believed the monarchy was corrupt and England should be ruled by Parliament instead.

**garrison** – the community of people based at a castle with the task of defending it, including foot soldiers and cavalry (on horses)

**Gunpowder Plot (1605)** – a failed plan to blow up the Houses of Parliament on 5th November and kill the Protestant King James I in order to replace him with a Catholic ruler

**Harry Hotspur** – the nickname of Sir Henry Percy (1364–1403), a knight and the

eldest son of the 1st Earl of Northumberland. He was nicknamed 'Hotspur' by the Scots because of his speed and readiness to attack his enemies.

**heir** – a person who is legally entitled to the family estates. In families where the father held lands, in the event of the father's death, the eldest male would have the first claim. In situations where all the children were female, each would receive a portion of the claim.

**heraldry** – the use of symbols to display power and identity



The Percy family coat of arms: a lion standing upright (rampant) on a shield.  
© Public Domain

**hermit** – a person who lives away from others in seclusion. This can be because they want to dedicate themselves to their religion.

**household** – a term describing a house and the people who live within it. In the Middle Ages, a noble household could include a lord or lady, their family and their servants.


**keep** – the central tower of a castle, often the finest residential and ceremonial quarters

**lord** – a title given to a nobleman in England

**minstrel** – a musician or singer. In the Middle Ages, minstrels recited poetry to music in noble households as a form of entertainment.

**motte and bailey** – a type of castle built on a mound surrounded by an area of ground; introduced in England by the Normans

**Norman Conquest** – the occupation of England after the defeat of King Harold II by the forces of Duke William of Normandy after winning the Battle of Hastings in 1066



Drawing of a Norman soldier.

**prehistory** – used to describe a time in the past before writing was used. Prehistory is split into three time periods: the Stone Age, the Bronze Age and the Iron Age.

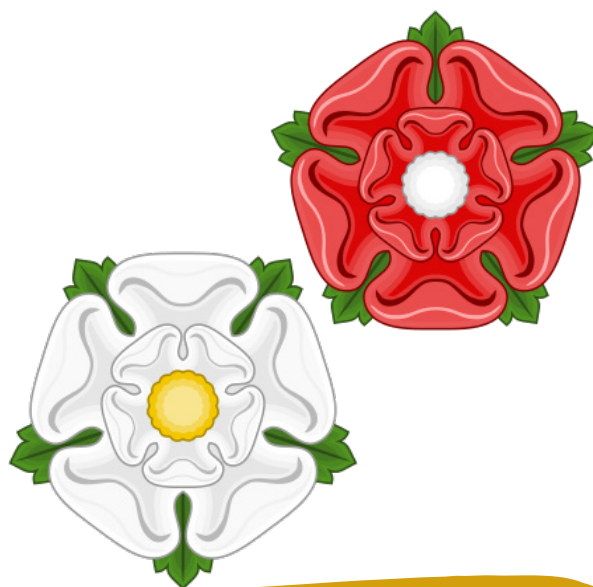
**referee** – the person chosen to judge and regulate a medieval battle, usually a high-ranking official with combat experience

**Reformation** – also known as the Protestant Reformation: a religious revolution during the 16th century. This saw a split between the established Roman Catholic Church in Rome and Protestantism.

**Rising of the North** – an unsuccessful rebellion by Catholic nobles in the north of England against Elizabeth I in 1569. They resented the way that the Protestant queen had tried to limit their power by giving authority over some of their northern lands to southern nobles.

**sheriff** – a powerful government official who represented the king

**Wars of the Roses (1455–87)** – a series of battles between two rival houses both descended from royal ancestors the House of York and the House of Lancaster. Both groups wanted control of the throne. The rival houses adopted white and red roses as their emblems, and these were worn by their supporters.



These roses became symbols of the House of York (white) and the House of Lancaster (red) following the Wars of the Roses. They were eventually combined to create the Tudor rose. © Public Domain

ANGLO-SAXONS, VIKINGS & BRITONS  
AD 410–1066NORMANS  
1066–1154

793

Vikings raid Lindisfarne on the Northumbrian coast. They continue to carry out raids along the east coast of northern Britain into the 9th century.

865

An invading 'Great Army' from Scandinavia begins to plunder kingdoms in northern England and extort protection money from them. Northumbria, Mercia and East Anglia fall leaving only Wessex to fight on.

AD 700

1066

William the Conqueror is victorious at the Battle of Hastings. The Norman Conquest of England begins.

1086

Domesday Book is completed



1087

William dies. His son, William Rufus, is crowned King William II.

1000

737

Ceolwulf, king of Northumbria, resigns his crown to live at the monastic community of Lindisfarne on Holy Island. He gives much of his property to the monastery, including Warkworth.

867

Osbert, the last king of Northumbria, is killed fighting the Danes. He had seized Warkworth back from the monastery.



8TH–10TH CENTURIES

11TH CENTURY



NORMANS  
1066–1154

1154

Henry II is crowned king of England.



1100

1157–64

King Henry II grants Warkworth Castle to Roger fitz Eustace.

1190s

The earliest parts of Warkworth Castle's buildings are constructed.



12TH CENTURY

PLANTAGENETS  
1154–1485

1215

King John signs Magna Carta at Runnymede.

1237

The Treaty of York means that the Scots abandon their rule of northern England. The Anglo-Scottish border line is drawn.

1296

The Anglo-Scottish Wars begin.


1200

1213

King John visits Warkworth Castle.

1292

King Edward I visits Warkworth.



13TH CENTURY

1307

Edward I dies and his son, Edward II, becomes king.

1314

The English are defeated by the Scots at the Battle of Bannockburn.

1337

The Hundred Years War between England and France begins.

1377

Richard II is crowned king.

1300

1319

Twenty-four soldiers hold the castle against attack from the Scots.

1327

The Scots unsuccessfully attack Warkworth twice.



1377

Henry Percy, previously the 4th Lord Percy, becomes the 1st Earl of Northumberland.

1390s

Henry Percy builds the Great Tower.

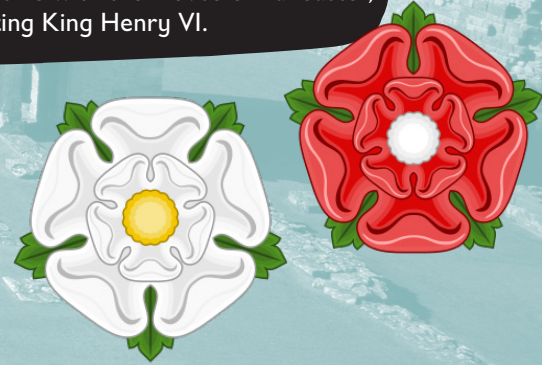
14TH CENTURY

1403

The Battle of Shrewsbury is fought between an army led by the King Henry IV and a rebel army led by Henry 'Harry Hotspur' Percy.

1455–87

The Wars of the Roses: the Percy family initially side with the House of Lancaster, supporting King Henry VI.



1400

1403

The 1st Earl's son, Harry Hotspur, is killed at the Battle of Shrewsbury.

1471

The 4th Earl of Northumberland is given Warkworth Castle after swearing loyalty to King Edward IV.

1480s

Building work on the Lion Tower and Collegiate Church begins.



15TH CENTURY



TUDORS  
1485–1603

STUARTS  
1603–1714

1537

England is under threat of invasion from France and Spain. King Henry VIII begins building forts and castles along the south coast of England and the Isle of Wight.

1558

Elizabeth I becomes queen of England.

1588

The Spanish Armada fails in its attempt to invade England.



1500

1569


Thomas Percy, the 7th Earl, co-leads an unsuccessful Catholic rebellion against Elizabeth I, known as the Rising of the North.

1572

Thomas Percy is beheaded for treason in York.

1584

Henry Percy, the 8th Earl, is imprisoned in the Tower of London for supporting Mary, Queen of Scots. He is later found dead.



16TH CENTURY

1604

England makes peace with Spain.

1642

The English Civil War begins.

1649

King Charles I is executed.

1660

King Charles II is restored to the throne.


1600

1644–5

The Scots occupy Warkworth Castle on the side of Parliament. Parliamentary forces cause damage to the castle.

1670

The 11th Earl dies. His widow allows a castle steward to remove stone and timber for his own use.



17TH CENTURY

GEORGIANS

1714–1837

VICTORIANS

1837–1901

1714–27

Reign of George I.

1756

The Seven Years War begins between Great Britain and France. They are fighting over land in other countries including America and Canada.

1776

The Thirteen Colonies in America declare independence from Britain in the United States Declaration of Independence.



1700

1837

Victoria becomes queen of England.



1800

1752

The wall between the Montagu Tower and the gatehouse is pulled down and rebuilt.

Mid 1700s

The Northumberland estates pass to an heiress, Lady Elizabeth Seymour. She marries Sir Hugh Smithson who changes his surname to Percy and becomes the 1st Duke of Northumberland.



18TH CENTURY

1850

Excavations take place in the castle bailey. Part of the keep is re-roofed and the stonework is resurfaced by architect Anthony Salvin.



19TH CENTURY

WW1  
1914–1918

WW2  
1939–1945

MODERN DAY

1901  
Queen Victoria dies.

1910–36  
Reign of George V.



January to December 1936  
Reign of Edward VIII.

1936–52  
Reign of George VI.

1900

2012  
Diamond Jubilee of HM Queen Elizabeth II.


2022  
After 70 years as monarch, Queen Elizabeth II dies and the reign of King Charles III begins.



2000

1915  
Warkworth Castle is declared an ancient historic monument.

2023  
A new interpretation project at Warkworth Castle brings its medieval inhabitants to life.



1922  
Warkworth Castle is given to the state and managed by the Ministry of Works, and later by English Heritage.



20TH CENTURY

21ST CENTURY

# SELF-LED ACTIVITY

## WHY BUILD A POWER BASE HERE?



KSI-2
KS3

### Recommended for

KS2–3 (History, Geography)

### Learning objectives

- Understand the extent of the Percy estates in Northumberland during the Middle Ages and the types of buildings and land within them.
- Reflect on what the location of Warkworth Castle reveals about how medieval lords controlled their lands and the people who lived there.

### Time to complete

Approx. 25 minutes



An aerial view of Warkworth Castle and the town of Warkworth.

### SUMMARY

Warkworth Castle was a key power base for the Percy family during the Middle Ages and they developed it as a grand residence. This activity helps students explore the extent of the Percy estates in Northumberland and the nature of medieval lordship within local communities like Warkworth.

### SUGGESTED APPROACH

Show students a map of the Percy estates (Source 1, page 44) and a map of the barony of Warkworth (1623), Source 8 on page 48. They should find Warkworth and identify any other towns or features they recognise (e.g. Hadrian's Wall or the Scottish border). Are there any recurring features (for example, castles)?

Show students a satellite view of Warkworth today. Compare this with Sources 8 and 9 on page 48. Students should consider the location of the castle in relation to the rest of the town and its medieval features (for example, the church and the bridge).

Introduce context around the Percy family's rise to power in Northumberland (notes on page 22). Students can use this information and their map-reading to suggest three reasons the Percys employed builders like John Lewyn to create extravagant architectural designs on high ground at Warkworth. Possible answers are in the Teachers' Notes on page 23.

### ACTIVITY EXTENSION

Use the town of Warkworth as a case study for understanding the feudal system. More information about key medieval features in Warkworth town is in the Teachers' Notes on page 23 and the map on page 24.

### MORE LEARNING IDEAS

Students can use their understanding of the key elements of a medieval power base to design for their own medieval town. They should pay particular attention to the positioning of their castle.

# WHY BUILD A POWER BASE HERE?

## TEACHERS' NOTES

### UNDERSTANDING THE PERCYS AND WARKWORTH CASTLE

---

- Henry de Percy (1273–1314) supported Edward I's campaign to extend the English king's control in Scotland. Robert the Bruce's successes against this campaign forced de Percy further south into England.
- After this, Henry de Percy started to buy up land in Northumberland and the Percys became the greatest landowners in the north east. He bought the castle and barony of Alnwick in 1309.
- Edward III granted Warkworth Castle to Henry Percy, 2nd Lord Percy, in 1328.
- The Percys' dominance in the north of England led them to become the main guardians of the Anglo-Scottish border. Many successive Percy family members served as wardens of the Scottish Marches.
- Alnwick Castle had larger estates and greater prestige than Warkworth, but the Percys developed Warkworth Castle into a very sophisticated architectural spectacle – it was their favourite home.
- The Percys developed Warkworth Castle as a country home in the 14th and 15th centuries rather than maintaining a traditional castle for defence purposes. The Great Tower was built in the 1380s to impress visitors and show off the Percys' power and wealth.
- Heraldry was used on the Great Tower and the Lion Tower at Warkworth to display the Percys' dominance in the local area and their links to other important families. The Percy lion was placed in prominent positions around the castle as a symbol of courage and strength. The lion on the Great Tower can be seen from the town below, while the lion and crests on the Lion Tower in the bailey could be seen by visitors entering the great hall (the main meeting space inside the castle).

### WHY DID THE PERCYS BUILD WARKWORTH CASTLE?

---

Possible answers could include:

- To show off the Percys' power and dominance as local lords to those living in Warkworth.
- To develop and maintain a defensive position on high ground surrounded by steep slopes near the river Coquet.
- To take advantage of views along the river Coquet and out to sea which impressed visitors to the castle.
- To help maintain control of the extensive lands that the earls of Northumberland owned in the north of England.

# WHY BUILD A POWER BASE HERE?

## TEACHERS' NOTES

### FEUDALISM AND MEDIEVAL FEATURES IN WARKWORTH TOWN

---

- Feudalism is a term used to describe how society was organised during the Middle Ages. The monarch was at the top of the social hierarchy. They gave land to the nobility (lords and barons) and the Church. Or, when the land was already in the hands of the nobility, the monarch claimed the ultimate right of ownership. The nobility distributed some land to knights who were required to raise an army to fight for the king when called upon. Nobles allowed peasants to live and farm on their lands in return for taxes, a percentage of their crops and several days of labour.
- The Percys held estates across the north east and north west of England. This included the baronies of Warkworth and Alnwick. They were granted the castle at Warkworth by Edward III in 1328.
- The Percys controlled the rights to producing salt around the village of Amble near Warkworth. Salt produced in pans (large containers or impressions in the ground) here was incredibly valuable because it could be used to preserve meat, particularly fish. The right to fish in local rivers was also worth a lot of money during the Middle Ages. The fishing industry and salt production were incredibly important to the medieval economy.
- Peasants farmed strips of land in and around Warkworth. You can still see the remains of these strips in the long garden plots at the back of houses in the centre of Warkworth.
- There was once a medieval mill to the west of Warkworth Castle. Peasants working on Percy lands were required to take their grain to their lord's mill to be processed into flour for making bread. Peasants had to give a percentage of their flour to their lord.
- In the area to the east of Warkworth Castle there is a field called Hangman's Acre. It was the job of local lords like the Percys to dispense justice, including execution, within their estates. This may have been a place of execution or possibly land granted to a hangman as part of their salary.
- The area of houses south of the castle sits on ground formerly called Maudlin. This word derives from the name of a medieval chapel which was situated here, dedicated to St Mary Magdalene.

# MEDIEVAL FEATURES IN AND AROUND WARKWORTH



© Ordnance Survey 2022

- |                           |                                 |                        |
|---------------------------|---------------------------------|------------------------|
| <b>1</b> WARKWORTH CASTLE | <b>3</b> STRIPS OF FARMING LAND | <b>5</b> MEDIEVAL MILL |
| <b>2</b> AMBLE SALT PANS  | <b>4</b> HANGMAN'S ACRE         | <b>6</b> MAUDLIN       |



# AT THE CASTLE

Activities for students to do at Warkworth Castle and Hermitage to help them get the most out of their learning.



# SELF-LED ACTIVITY

## CASTLE EXPLORERS TRAIL



### Recommended for

KSI-2, SEND (History)

### Learning objectives

- Understand the variety of jobs people had at Warkworth during the 14th and 15th centuries.
- Use replica objects and smell boxes to immerse students in daily life at Warkworth Castle during the Middle Ages.

### Time to complete

60–90 minutes



Discover the Great Tower or the bailey using our self-guided interactive explorer trail.

### SUMMARY

To ensure that the trail resource is available on the day of your visit, please book the resource with our Education Bookings Team.

This self-guided trail introduces students to some of the people who lived at Warkworth during the Middle Ages through a mixture of interactive activities, smell boxes and object handling. There is a resource booklet on our website and a laminated copy held at Warkworth Castle within the trail resource. This contains Teachers' Notes and activity suggestions for each stop on the trail, along with flashcards enabling students to take on the roles of particular characters as they explore the castle. The resource also includes six coloured pouches which contain a replica object and/or smell box for students to handle and examine.

Access to the Great Tower is via a wide wooden staircase with 20 steps and there are some raised thresholds inside. Each stop on the trail has an alternative accessible stop within the bailey area. You can find these within the Teachers' Notes information in the trail booklet.

### TRAIL KIT RESOURCE

In the trail resource at Warkworth Castle, you will find:

- A trail booklet, including 14 character flashcards
- Replica objects: crossbow bolts, buttons, belt decorations, quills
- Smell boxes: medieval beer, woodsmoke, incense

Please remember to return the trail resource to the shop before you leave Warkworth Castle.

### MORE LEARNING IDEAS

After your visit, set up a balloon debate inviting students to argue that their character had the most important role in daily life at medieval Warkworth. They could work individually, in pairs or in small groups.

# TOP THINGS TO SEE

EXPLORE THE BAILEY

See if you can find all of these things and complete each challenge. KS1-2 students can use the tick list on page 33 while their teacher guides them around. KS2-3 students may want to lead their own learning in small groups, supervised by an adult.

**Can't find your way?**  
Use the map on page 33 to help.



## 1 GATEHOUSE

The gatehouse was the main ceremonial entrance to Warkworth Castle. Gatehouses, towers and curtain walls marked out a residence as important. If a castle was attacked, they also helped protect the buildings inside. Archers could fire down on enemies from wall-top walkways called ramparts.

**WHERE IS IT?** Castle entrance.


DID YOU FIND IT?



**CHALLENGE TIME!** 

**Imagine** you are trying to attack the gatehouse wearing heavy armour and carrying weapons.

**How** would you get past: arrow fire from the towers and ramparts, a gate and portcullis, and warriors in the passageway?

**DID YOU KNOW?** 

Later, in 1538, the upper room of the gatehouse was recorded as being the Earl of Northumberland's bedchamber. It had large windows facing towards the inside of the castle, overlooking the bailey.

## 2 STABLES AND WELL HOUSE

Horses and water were very important to castle life in the Middle Ages. A well provided water for drinking, washing and cooking while the stables housed the horses that were needed to transport people and goods. Horses were also used by nobles to ride during hunting. This gave male nobles horse-riding practice for when they would be called into battle.



### CHALLENGE TIME!



**Think** of an activity that horses were used for during the Middle Ages and challenge a partner to guess what it is as you act it out.

### DID YOU KNOW?



The 5th Earl of Northumberland had 33 horses for his own use in 1512. His entourage or followers used many more to transport his belongings when he travelled. It took 17 carriages just to transport his household goods!

**WHERE IS IT?**  
Right side of the bailey.

**DID YOU FIND IT?**



## 3 LITTLE STAIR TOWER

The Little Stair Tower was built by the 4th Earl of Northumberland. He wanted a grand entrance to his residence in the bailey, the Great Chamber.

**WHERE IS IT?**  
Left side of the bailey.

**DID YOU FIND IT?**

### CHALLENGE TIME!



**Find** the staircase that originally led up to the anteroom inside the Little Stair Tower. **Discuss** how you would feel waiting here to see someone important like the Earl of Northumberland.

### DID YOU KNOW?



The first floor room of the Little Stair Tower was the anteroom to the Great Chamber. This was where people would wait for an audience with the earl.

## 4 GREAT CHAMBER

The Great Chamber was the Earl of Northumberland's grand residence in the bailey. It was here that he met with other nobles as well as local people who would bring their problems or complaints to him.



### CHALLENGE TIME!



Look up to find the remains of doorways and staircases that linked the Great Chamber to a tower in the curtain wall and the great hall. How many doorways, staircases and fireplaces can you see?

### DID YOU KNOW?



This part of the castle was first built in around 1200. There is a rough stone shelf in the curtain wall that shows us where the first floor was.

### WHERE IS IT?

Left side of the bailey.



DID YOU FIND IT?



## 5 OLD HALL RANGE

The great hall is where members of the medieval household ate their meals. Servants prepared food in the rooms connected to the hall.

**WHERE IS IT?** Left side of the bailey.

### CHALLENGE TIME!



Find where you think the high table was placed in the great hall.

**HINT:** The most important people would sit furthest away from the service rooms (buttery, pantry, kitchen).

### DID YOU KNOW?



Everyone was seated and served in order of importance in the great hall. The most important people were the earl, the countess and their eldest son (heir) who were served first at the 'high table'.



DID YOU FIND IT?



## 6 LION TOWER

The Lion Tower was built by the 4th Earl of Northumberland in about 1480. The symbols above the door are called heraldry, used as a display of wealth and power.

### WHERE IS IT?

Left side of the bailey.

DID YOU FIND IT?

### CHALLENGE TIME!



**Discuss** what you think the 4th Earl was trying to show through the symbols he used.

**TIP:** Lions were a symbol of courage and strength in the Middle Ages as well as being fashionable.

### DID YOU KNOW?



The Lion Tower is named after the carved lion (Percy symbol) above the door. Other symbols on the tower include the old Percy symbol (thin diamonds) and the Lucy family symbol (three fish).

## 7 COLLEGIATE CHURCH

The cross-shape foundations you can see today are the remains of a church which sat in front of the Great Tower at Warkworth.



### CHALLENGE TIME!



**Compare** how long it takes to move between the Lion Tower and the steps of the Great Tower by going around the Collegiate Church versus using the tunnel underneath it. Which is the quickest route?

### DID YOU KNOW?



The 4th Earl of Northumberland was murdered in 1489 before he had a chance to finish building the church. He had tried to squeeze it into the castle's inner bailey, so it's smaller than you might expect.

### WHERE IS IT?

Inner bailey, in front of the Great Tower

DID YOU FIND IT?



## 8 GREY MARE'S TAIL TOWER

This tower was built in the 1290s, when England was fighting a bloody war with Scotland.

**WHERE IS IT?** Right of the collegiate church.

### CHALLENGE TIME!



**Go up** the tower steps, into the tower's basement, and find the carved medieval graffiti in the opening on the left, covered by a grate.

**What** designs can you see?

### DID YOU KNOW?



In 1319 England and Scotland were at war. Twenty-four English soldiers held Warkworth Castle against an attack by the Scots.

DID YOU FIND IT?

## 9 GREAT TOWER

The 1st Earl of Northumberland had the Great Tower built in the late 1390s.

**WHERE IS IT?**

Beyond the Collegiate Church.



### CHALLENGE TIME!



**Look** at the windows. Which floor do you think the rich and powerful Earl of Northumberland used to live on?

**HINT:** You can tell how important each room is by its window decoration.

### DID YOU KNOW?



The Great Tower was designed in the shape of a Greek cross with four arms of equal length, jutting out from the centre. Seven hundred years later it's still a masterpiece of building design!

DID YOU FIND IT?

# TOP THINGS TO SEE

EXPLORE THE BAILEY

See if you can find all of these things. Tick each one off as you find it.



## 1 GATEHOUSE

Portcullis slot



## 2 STABLES AND WELL HOUSE

The well



## 3 LITTLE STAIR TOWER

First floor doorways



## 4 GREAT CHAMBER

Upper floor support bases




## 5 OLD HALL RANGE

Hearths



## 6 LION TOWER

Percy family heraldry



## 7 COLLEGIATE CHURCH

Masons' marks



## 8 GREY MARE'S TAIL TOWER

Historic wall carvings



## 9 GREAT TOWER

Angel sculptures with shields



# WARKWORTH CASTLE TOP THINGS TO SEE MAP



## KEY

- |                                 |                         |                                 |
|---------------------------------|-------------------------|---------------------------------|
| <b>1</b> GATEHOUSE              | <b>4</b> GREAT CHAMBER  | <b>7</b> COLLEGIATE CHURCH      |
| <b>2</b> STABLES AND WELL HOUSE | <b>5</b> OLD HALL RANGE | <b>8</b> GREY MARE'S TAIL TOWER |
| <b>3</b> LITTLE STAIR TOWER     | <b>6</b> LION TOWER     | <b>9</b> GREAT TOWER            |



# SELF-LED ACTIVITY

## SCULPTURE SEEKERS



### Recommended for

KS2–3 (History)

### Learning objectives

- Understand that there were a variety of people living and working at Warkworth Castle during the 15th century.
- Investigate the roles of the castle's inhabitants in important events at Warkworth by following character-specific routes around the castle.
- Consider how access to particular areas of the castle was restricted depending on a person's role and status within the Percy household.

### Time to complete

45–60 minutes



Students can follow in the footsteps of characters from Warkworth's past to explore their roles.

### SUMMARY

In this activity, students can follow in the footsteps of real figures from Warkworth's past on special routes to find out more about their experiences of castle life at important moments in the Percy family's story.

There are five different character routes. Each trail route has been designed to show areas that particular members of the household were permitted to access. This was dependent on their role and place within the castle hierarchy. Your group will be characters as they experience particular events in the castle's history. The end point of each trail is an interactive sculpture symbolising each character's role and experiences. The character routes are colour coded (see map on page 36) and clearly marked as you move around the castle.

### SUGGESTED APPROACH

Divide your class into smaller groups (each supervised by an adult). Assign a character route to each group or follow characters' journeys as a whole class. A list of characters, starting points, contexts and themes is on page 35. There is also a map of character routes on page 36.

Older students should pay particular attention to the contexts in which characters were living (for example, the Percys' uprising against Henry IV in 1403). There are information panels around the castle to support this and further details in the Historical Information in this kit (pages 6–10).

We suggest that students share any important information they have found out about their character(s) with the class once they've finished. This will allow them to compare and contrast characters' daily lives and responsibilities.

### MORE LEARNING IDEAS

Back in the classroom, ask students to reflect on the characters, stories and sculptures they discovered at the castle. They could use their understanding to develop design ideas for new sculptures or artworks symbolising people or events from Warkworth's history.

# SCULPTURE SEEKERS

## TEACHERS' NOTES

### CHARACTER ROUTE INFORMATION

---

The five characters have dedicated trails beginning at different points around the castle (a map of these routes is on page 36):

#### ELEANOR NEVILLE | Countess of Northumberland

Start Point: Stables

Event: The birth of the earl and countess's first child, 1418.

Themes: Women's History, Pregnancy and Childbirth, Religion and Belief, Medieval Medicine

#### JOHN DEL WARDROBE | Servant

Start Point: Buttery (inside Great Tower, first floor)

Event: The 1st Earl of Northumberland enters into a secret alliance to depose Henry IV, 1404.

Themes: Servants, Life in a Medieval Household, Power, Alliances

#### HENRY PERCY OF ATHOLL | A teenage Percy

Starting Point: Accounting Room (inside Great Tower, ground floor)

Event: The aftermath of the Battle of Shrewsbury, 1403.

Themes: Childhood, Knights, Nature of Lordship and Inheritance, Grief and Loss

#### WILLIAM STOWE | A loyal retainer

Starting Point: Well House

Event: Henry IV's arrival at Warkworth to suppress a Percy revolt, 1405.

Themes: Warfare, Attack and Defence, Lordship, Feudalism, Power of the Percys

#### WIDOW NAWTON | A peasant fish farmer

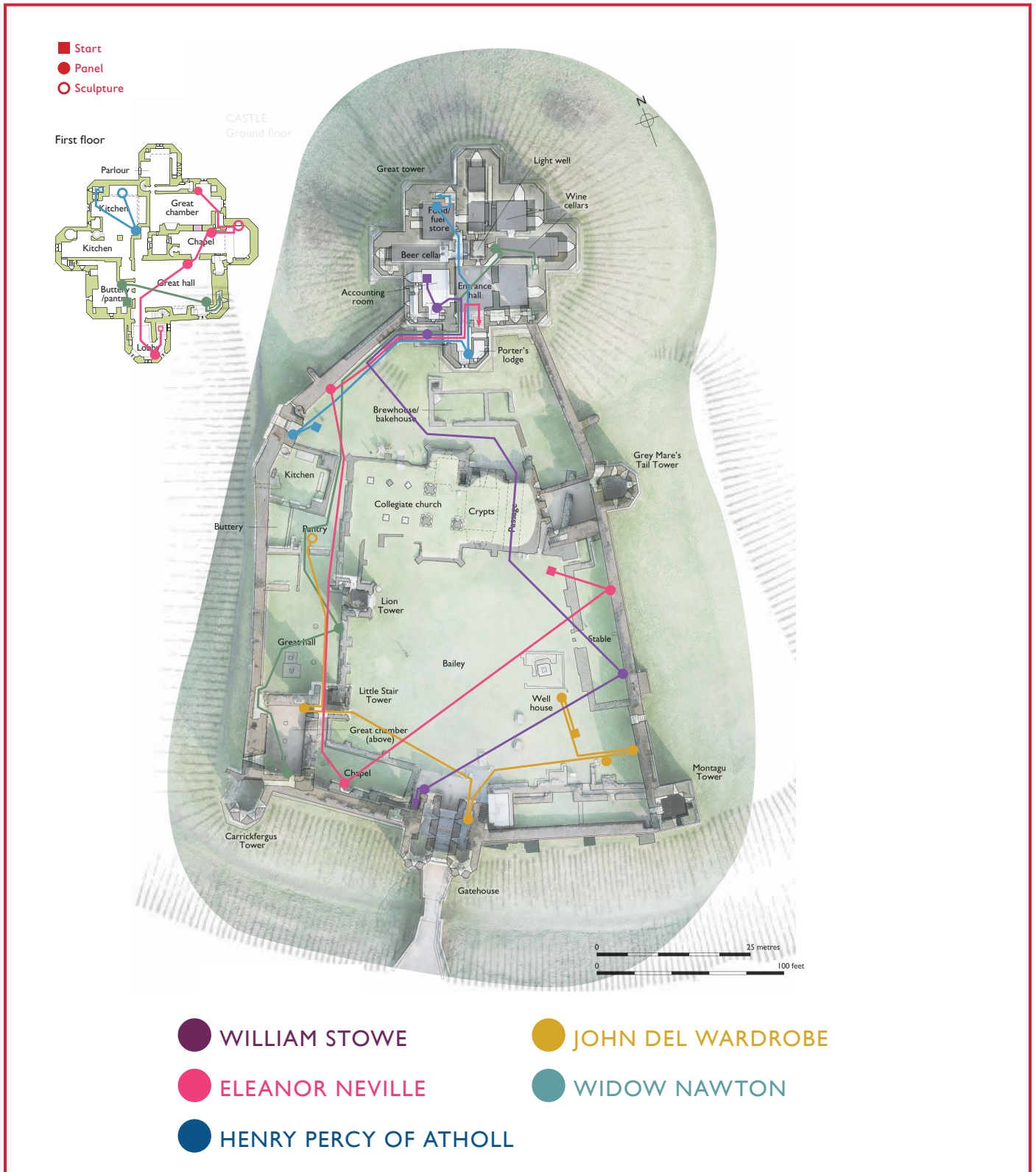
Starting Point: Behind the kitchens at the bottom of the Great Tower

Event: Henry Percy, 2nd Earl of Northumberland, returns to Warkworth after he confirms his loyalty to the king and secures his titles and lands.

Themes: Peasantry, Feudalism, Food and Drink, Feasting, the Medieval Diet

# SCULPTURE SEEKERS

## MAP OF CHARACTER ROUTES



# SELF-LED ACTIVITY

## TOWN AND CASTLE INSPIRATION WALK



### Recommended for

KS2–3 (History, English, Art)

### Learning objectives

- Understand that Warkworth Castle and Hermitage have been an inspiration for writers and artists over time.
- Take inspiration from the castle and its landscape to develop creative outcomes.
- Develop reading, writing and drawing skills.

### Time to complete

60–90 minutes



A view towards Warkworth Castle from the river Cqouet.

### SUMMARY

Warkworth Castle and Hermitage has provided inspiration for artists and writers throughout history, from Shakespeare to JMW Turner. The castle also appeared on posters advertising British Railways in the mid 20th century.

This activity encourages students to take on the role of an artist or writer gathering inspiration from Warkworth Castle and its surrounding area. Print the sheets on pages 41–42 double-sided, either on A4 or A3. Ensure that you have enough copies for your class. Directions between stops can be found in the Teachers' Notes on pages 38–40.

To get the most out of this resource, it's helpful for students to have: a pen or pencil and possibly a notebook or sketch pad to record their responses in more detail.

### BEFORE YOUR VISIT





It might be useful for the class to practise listening to the environment around them and consider adjectives describing what they can hear and see. In preparation for drawing a view, you could introduce viewpoints, horizon lines and vanishing points.




### MORE LEARNING IDEAS




After their visit, students could use their creative responses to develop longer pieces of creative writing or artworks reflecting their experience of Warkworth Castle. Share your work with us @EHEducation.

# TOWN AND CASTLE INSPIRATION WALK

## TEACHERS' NOTES

ACTIVITY	WHERE?
<p>1. FIRST IMPRESSIONS</p> 	<p>Begin on the grassy area near the visitor centre inside the bailey looking towards the Great Tower. We suggest groups start and end in this area, comparing first and departing impressions of the castle.</p> <p>The Great Tower was built on the orders of Henry Percy, 1st Earl of Northumberland, in the late 1390s. A master builder called John Lewyn designed the tower as an impressive show of the Percy family's wealth and power.</p>
<p>2. MARVELLOUS MASONS</p> 	<p>Look out for masons' marks inside the tunnel under the Collegiate Church, to the right as you walk towards the Great Tower.</p> <p>Masons were paid based on how many stones they carved. As many of them couldn't read or write, they carved symbols in their stones to show which ones they had worked on.</p>
<p>3. BOASTFUL BALLADS</p> 	<p>Turn around and head across the bailey to the great hall. This is where entertainments were held in the Middle Ages.</p> <p>Entertainments in the great hall at Warkworth were varied. At some feasts there were jugglers and storytellers. There could also be minstrels (musicians and singers) who played music but also recited poetry.</p>
<p>4. IF WALLS COULD TALK</p> 	<p>Leave the castle and take the steps to the right of the gatehouse towards the river. Follow the footpath alongside the castle walls towards Castle Street.</p> <p>The 1st Earl of Northumberland and his son, known as Harry Hotspur, worked to depose Richard II in 1399. They soon quarrelled with the new king, Henry IV who marched to Warkworth with an army and cannon in 1405. He successfully took the castle after a short siege.</p>

ACTIVITY	WHERE?
<p>5. POWERFUL PERCYS</p> 	<p>Stop near the gap in the wall which leads to Castle Street. Look back towards the Great Tower, paying particular attention to the Percy lion on this part of the castle.</p> <p>Heraldry was very important in the Middle Ages. The Percy family chose to include a lion on their coat of arms to represent courage and strength.</p>
<p>6. CREATING THE CHURCH</p> 	<p>Stay on the left-hand side of Castle Street as you walk away from the castle. Keep left and continue along Dial Place until you reach the church.</p> <p>As you walk, look out for road names and businesses that have taken their names from the castle and its past inhabitants (for example, Hotspur Court, The Hermitage Inn, Masons Arms).</p> <p>Religion was an important part of medieval life and wealthy families often gave money to their local church or abbey. In the 15th century, the Earl of Northumberland paid for the building of the south aisle in St Lawrence's Church in Warkworth.</p>
<p>7. A BUSTLING BRIDGE</p> 	<p>Walk around the back of the church and continue on towards the medieval bridge.</p> <p>This bridge was a major crossing point for people, horses and goods in the medieval period. There is a gatehouse at one end that helped to control movement in and out of Warkworth. This fortified bridge is believed to be one of the last surviving examples in England.</p>
<p>8. RIVER RAMBLE</p> 	<p>Retrace your steps back towards the church and take The Stanners to your left. Follow the footpath towards the Hermitage.</p> <p>The river Coquet provided good natural defences for the castle in the medieval period; today it's home to a variety of wildlife. You might want to include a couple of stops along the riverbank for students to consider the nature around them.</p>

ACTIVITY	WHERE?
<p>9. THE HERMITAGE</p> 	<p>Stop near the small jetty opposite the Hermitage. *Please note: the Hermitage is not visible from the jetty and is only accessible by boat to general visitors on certain days of the year.</p> <p>The Hermitage is a small building cut into the rock on the other side of the river Coquet. The Earl of Northumberland paid a chaplain to perform religious services here.</p>
<p>10. A VIEW OF WARKWORTH</p> 	<p>Retrace your steps by turning around and heading back towards the castle. Take the stairs up towards the car park and stop near the trees looking towards the gatehouse. Direct students to an area where they can choose a spot to sketch a view of the castle.</p> <p>The gatehouse was the ceremonial entrance to the castle. Deliveries were made through the small postern gate in the curtain wall near the Great Tower.</p>
<p>11. SURVEYING THE SCENE</p> 	<p>Go back through the gatehouse and climb the stairs to the top of the gatehouse. Find the art bench and use it to encourage students to look towards particular areas of the castle and compare their first and last impressions.</p> <p>People called custodians looked after the castle when the Percy family were no longer regularly using it as a residence. The last custodians lived in the gatehouse during the early 20th century.</p>

You will need: a pen or pencil.

## 1 FIRST IMPRESSIONS

**Read** this description of Warkworth from a survey of the castle in 1538:

'Warkworth – A very proper house in good repair.  
There is a marvellous proper dongeon of eight towers  
all joined in one house ...'

**Write** three words or phrases describing the castle today.

.....  
.....  
.....  
.....  
.....  
.....

## 2 MARVELLOUS MASONS

The masons who built Warkworth left behind makers' marks on the stones they cut.



**Find** the masons' marks in the tunnel under the church.

**Sketch** one in the box below:

## 3 BOASTFUL BALLADS

In 1771, Bishop Percy published a long poem called *The Hermit of Warkworth*. This praised the medieval earls of Northumberland.

**Write** a boastful sentence about yourself. **Act** it out to a partner using gestures and a confident tone.



## 4 IF WALLS COULD TALK

**Walk** around the outside of the castle walls.

**Imagine** what you would see and hear inside and outside the castle during a siege.

Inside: .....

.....  
.....  
.....

Outside: .....

.....  
.....

## 5 POWERFUL PERCYS

**Look** up towards the Percy lion on the Great Tower.

What animal would you choose for your own coat of arms and why?

**Sketch** it here:





## 6 CREATING THE CHURCH

The Percy family built the south aisle of St Lawrence's Church in the 15th century.



**Consider** the materials needed to build a medieval church.

**Discuss** your ideas with a partner.

## 9 THE HERMITAGE

The small, rocky building across the river was a chapel and home for a priest during the Middle Ages.

**Close** your eyes and listen to the sounds of nature around you. What can you hear? What can you smell?

1. ....
2. ....
3. ....

## 7 A BUSTLING BRIDGE

The bridge at Warkworth was a busy place in the Middle Ages, full of people, horses and carts crossing the river.

**Discuss** what you can see, hear and smell at the bridge today.



## 10 A VIEW OF WARKWORTH

Warkworth has inspired lots of artists – from painters like JMW Turner in 1799 to railway poster designers in the 20th century.

**Choose** a part of the castle to **sketch** on your walk back from the Hermitage.



## 8 RIVER RAMBLE

The river Coquet is home to many types of plants and animals.

**Identify and sketch** any animals or plants you can see on your walk along the river today:



## 11 SURVEYING THE SCENE

**Return** to the castle gatehouse and **climb** the stairs to our art bench. Each seat points you towards a different area of the castle.

**Write** a short sentence summing up how you would describe Warkworth to someone at home.

- .....
- .....
- .....
- .....
- .....
- .....
- .....



# POST-VISIT

Information and activities to help you extend your students' learning back in the classroom.

# SOURCES

PEER INTO THE PAST

A historical source is something that tells us about life in the past, such as a document, a picture or an object. It may be a primary source, from the time, or a secondary source, created later. Our experts have chosen these sources to help you learn about Warkworth Castle history.

## SOURCE 1

**KEY**

- Castle (supported by a number of manors)
- Tower
- Manor (large farms with manor houses)
- Urban dwelling (houses with land in a town or city)
- Economic activity (income from market rents, salt production and other industries)

This is a modern map with overlaid symbols to show the types and extent of property owned by the Percy family in Northumberland, Cumbria and Yorkshire during the 15th century.

## SOURCE 2

‘Henry Percy, first Earl of Northumberland, built a great tower on the motte of Warkworth Castle [...] Its internal arrangements were extraordinarily complex, and included a great hall, chambers, kitchen, buttery, pantry and storerooms, all skilfully arranged around a central well which culminated in a tower-like lantern. Indeed, most of the great towers of the later Middle Ages displayed an extremely complex and ingenious internal planning, with interlocking halls and apartments, which contrasts with the relative simplicity of the hall- or tower-keep of the twelfth century.’

“”

This extract is from *The Medieval Castle in England and Wales: A social and political history* by NJG Pounds (1991).

## SOURCE 3



A view of the Lion Tower at Warkworth Castle from the inner ward. The tower was built as a main entrance for the 4th Earl of Northumberland's new bailey residence in the 1480s. It shows a variety of heraldic symbols showing the power and prestige of the Percy family.

## SOURCE 4



### 'BREAKFAST FOR MY LORD AND LADY

First a loaf of bread in trenchers [thick slices used as plates], 2 manchets [small loaves or rolls], a quart [1 litre] of beer, a quart of wine, 2 pieces of saltfish, 6 baconed herrings, 4 white herrings or a dish of sprats.

### BREAKFAST FOR MY LORD AND MASTER PERCY

Item: half a loaf of household bread, a manchet, a pottel of beer [about 4 litres], a dish of butter, a piece of saltfish, a dish of sprats or 3 white herrings.

### BREAKFAST FOR THE NURSERY FOR MY LADY MARGARET AND MASTER INGRAM PERCY

Item: a manchet, a quart of beer, a dish of butter, a piece of saltfish, a dish of sprats or 3 white herrings.

### BREAKFAST FOR MY LADY'S GENTLEWOMEN

Item: a loaf of bread, a pottel of beer, a piece of saltfish or 3 white herrings.

### BREAKFAST FOR MY LORD'S BROTHERS AND HEAD OFFICERS OF HOUSEHOLD

Item: 2 loaves of bread, a manchet, a gallon of beer, 2 pieces of saltfish and 4 white herrings.

### BREAKFAST FOR YEOMEN OFFICERS OF HOUSEHOLD, YEOMEN OF THE CHAMBER AND YEOMEN WAITERS

Item: 2 loaves of bread, a gallon of beer and 2 pieces of saltfish.'

This extract is from *The Earl of Northumberland's Household Book*, created in about 1512 for Henry Percy, 5th Earl of Northumberland. You can view the book online at:

<https://www.british-history.ac.uk/letters-papers-hen8/vol13/no1>

The household records offer an important view of day-to-day life at properties held by the Percys. This source shows the food and drink allocated to the household in rank order for the period of Lent, before Easter, when people were expected to fast.

## SOURCE 5

‘Warkworth – A very proper house, in good repair. There is a marvellous proper dongeon of eight towers all joined in one house, one of which needs repair. “It rains very much” in the dining chamber and the little chamber over the gates where the Earl lay himself. A new horse mill is wanted. Cost, 40l. 3s. 4d. and 4 fother of lead.’

This extract is from a survey of Warkworth Castle in 1538. You can view it online at: Letters and Papers, Foreign and Domestic, Henry VIII, Volume 13 Part 1, January–July 1538 <https://www.british-history.ac.uk/letters-papers-hen8/vol13/no1>

It describes the ‘dongeon’ (great tower) as ‘marvellous’ and summarises the areas needing repair. Costs are described in pounds (l), shillings (s) and pence (d).



## SOURCE 6

‘The castell of Warkworth ys situate one the river Cockett, one the south side of the same river ys one litle mount partly mad by nature of the ground with the course of the said river one the west syde and on the east and north sydes with motes casten and mad by men’s worke, and one the south part ys the waye and passage to and from the sayd castell.’

This is an extract from George Clarkson’s survey of Warkworth Castle in 1567. You can view it online in A History of Northumberland, Volume 4 by John Crawford Hodgson, FSA, at: <https://archive.org/details/historyofnorthum05nort/page/60/mode/2up?view=theater>

It describes the setting of Warkworth Castle and identifies the ‘litle mount’ on which the castle was built, with the river Coquet surrounding it on three sides. The Middle English has been maintained to give a sense of how language has developed since the 16th century.



## SOURCE 7

‘In the same square a buttrye, pantrye, and ketchinge, which are now also in utter decay and at the thentrye in the hall for the proche thereof ys rayseed a litle square towre wherein is two chambers, and on the foresyd in stone portrayed a lyon verie wrokmanly wrought and therefore called the lyon towre the same ys covered with lead and in good reparacions.’

This is another extract from George Clarkson’s survey of Warkworth Castle in 1567.

It describes the hall range at Warkworth Castle, with the service rooms in ‘utter decay’ and the ‘lyon towre’ which, for comparison, is in good condition.

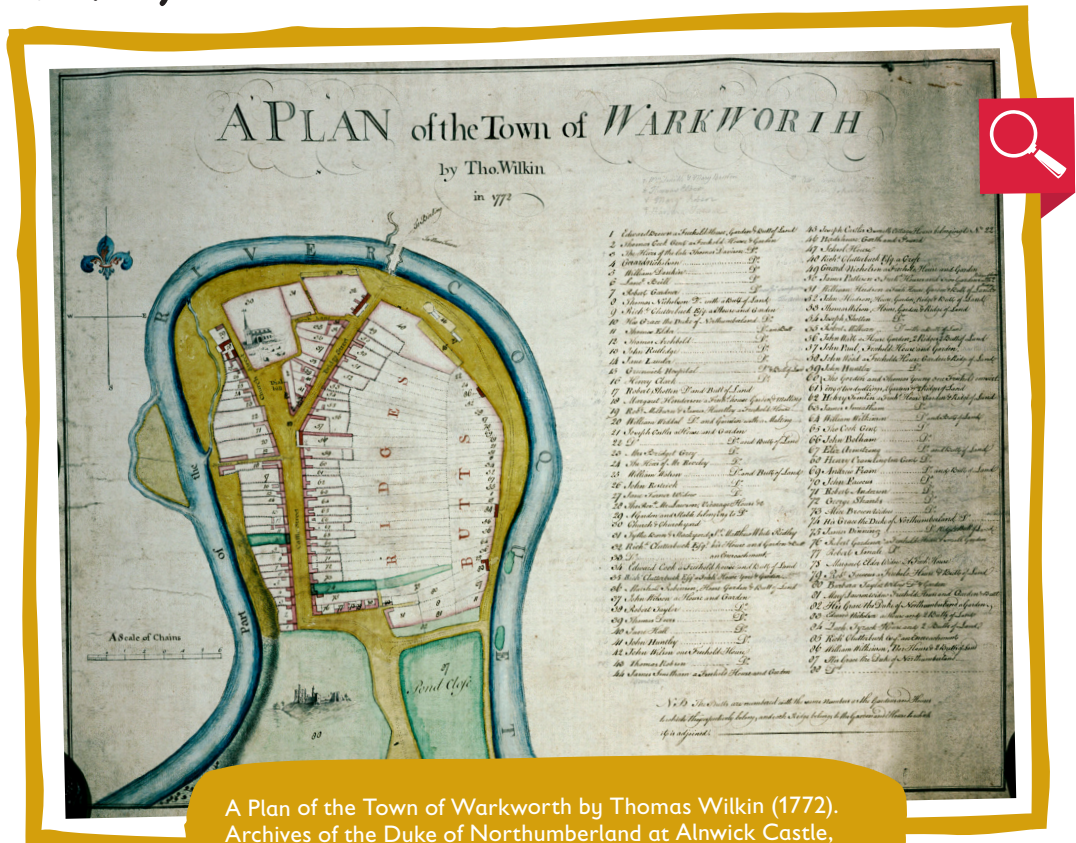


SOURCE 8



A map of the barony of Warkworth created by Robert Norton in 1623. Archives of the Duke of Northumberland at Alnwick Castle, AC: O.XVI.1.a. © Collections of the Duke of Northumberland

SOURCE 9



A Plan of the Town of Warkworth by Thomas Wilkin (1772). Archives of the Duke of Northumberland at Alnwick Castle, Sy: B.III.2.a © Collections of the Duke of Northumberland



‘... “First tell me father,” said the youth,  
 “(Nor blame my eager tongue,  
 What town is near? What lands are these?  
 And to what lord belong?”

“Alas! my son,” the Hermit said,  
 “Why do I live to say,  
 The rightful lord of these domains  
 Is banish’d far away?  
 “Ten winters now have shed their snows  
 On this my lowly hall,  
 Since valiant Hotspur (so the North  
 Our youthful lord did call)

“Against Fourth Henry Bolingbroke  
 Led up his northern powers,  
 And, stoutly fighting, lost his life  
 Near proud Salopia’s towers.

“One son he left, a lovely boy  
 His country’s hope and heir;  
 And, oh! to save him from his foes  
 It was his grandsire’s care.

“In Scotland safe he plac’d the child  
 Beyond the reach of strife,  
 Not long before the brave old Earl  
 At Braham lost his life.  
 “And now the Percy name, so long  
 Our northern pride and boast,  
 Lies hid alas! beneath a cloud;  
 Their honors reft and lost.

“No chieftain of that noble house  
 Now leads our youth to arms;  
 The bordering Scots despoil our field,  
 And ravage all our farms ...’

This is an extract from the ballad *The Hermit of Warkworth* written by Bishop Thomas Percy in 1771. He was chaplain and secretary to the 2nd Duke of Northumberland and also tutored his son, Algernon. The duke’s influence allowed Bishop Percy to rise to become Dean of Carlisle Cathedral and later Bishop of Dromore in County Down, Ireland. His ballad offers a romantic history of the hermitage and the Percy family during the Middle Ages.

The full text can be viewed via [Google Books](#).



# SELF-LED ACTIVITY

## POWER ON THE TOWER



### Recommended for

KS2–3 (History, Art and Design)

### Learning objectives

- Understand the history of heraldry and mottos.
- Investigate the heraldic displays on the Lion Tower and Great Tower at Warkworth Castle.
- Use medieval heraldic symbols to develop new coats of arms.

### Time to complete

Approx. 60 minutes



A reconstruction of the heraldry displayed on the Lion Tower.

### SUMMARY

The Percys used heraldry at Warkworth Castle to strengthen and promote their identity during the Middle Ages. This activity will help students understand the meanings behind heraldic symbols and motifs. They will also reflect on the ways the Percys used heraldry in the development of Warkworth Castle to create their own coats of arms.

Aristocratic families started to use heraldry to distinguish themselves from each other during the 12th century. They created badges or logos which evolved into coats of arms, shields, banners and mottos. These distinctive heraldic designs were worn on clothing by men, women, children and servants. They represented particular families and became as recognisable as modern brands or sports team logos.

### INVESTIGATING AND DEVELOPING HERALDRY

Show students an image of the Lion Tower (Source 3, page 45) and ask them to identify any heraldic features they can see. Use the Teachers' Notes on page 51 to help facilitate discussion.

Students can use the activity sheets on pages 52–54 as a guide for developing their own coats of arms. They could choose to represent themselves, their families, their class or even their school.

You could also search the English Heritage website for our online beginner's guide to heraldry for more ideas.

### MORE LEARNING IDEAS

Students could deepen their understanding of their own family or local heraldry by searching for information online and using it to develop their designs. They could build on this by making their designs into a medieval shield or banner. Search English Heritage's YouTube channel for our short cardboard shield tutorial (1 min 54 secs) to help with this.

# POWER ON THE TOWER

## TEACHERS' NOTES

You can see the remains of Percy heraldry on the Lion Tower. This was the grand entrance to the great hall, a place where the household would meet for feasting and entertainments during the 14th and 15th centuries.

The heraldry shown here is made up of symbols that were important to the Percy family. The meanings behind these suggest how the Percys wanted to be seen. Some of the symbols also referenced the Percys' ties to other important families.

1. The Percy lion – a symbol of power and bravery used by the Earl of Northumberland and his family. Its collar includes the Percy's war-cry 'Esperaunce en Dieu', meaning 'Hope in God'.
2. The old Percy coat of arms – diamonds in a row on a shield. The Percy family stopped using this symbol in 1343 and replaced it with a lion when it became more fashionable.
3. The Percy family badge – a small moon shape or crescent.
4. The Lucy coat of arms – three fish (or 'luces') on a shield – a play on the name of the Lucy family who the Percys inherited land, buildings and money from in the 1380s.



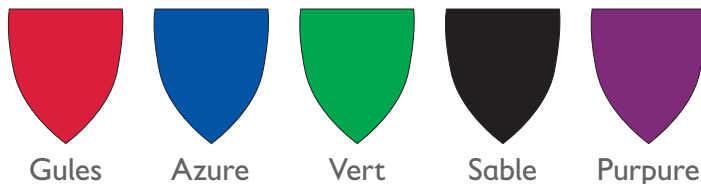
# MAKE YOUR OWN COAT OF ARMS



Create a coat of arms that represents you. Follow these heraldic rules:

## 1 BACKGROUND

The first step in making your coat of arms.




Gules

Azure

Vert

Sable

Purpure



Or  
(Gold)

Argent  
(Silver)

Ermine  
(Furs)

Vair



Fess

Pale

Bend



Chevron

Cross

Saltire



Chief

Bordure

Pile

## 2 ORDINARY

A simple shape that goes over the top of your background.

### TIP

Use the 'Guide to Heraldry' on the English website to help you.

## 3 CHARGE

Emblems that can go anywhere on your coat of arms.

### HINT


The Percys used fish (lucres) on their coat of arms because they had inherited land from the Lucy family.




Cross




Star



Ring



Balls



Crescent



Diamond

# MAKE YOUR OWN COAT OF ARMS




## 4 ANIMAL

You could use an animal as your charge. Choose one of these, or pick your own.



Lions = bravery




Dog = reliability

## DID YOU KNOW?




Elements of heraldry went in and out of fashion. The Percys replaced the diamonds on their coat of arms when lions became more fashionable.



Stag = wisdom



Eagle = power




Hare = speed

## 5 OBJECT

You can also choose any object that represents you. Here are some ideas:

- A musical instrument
- Sports equipment
- Your favourite book
- Someone in your family



The Royal Standard coat of arms. This includes a golden harp with silver strings symbolising Ireland and the Royal Banner of Scotland (the lion rampant with a blue tongue).

## 6 MOTTO


A motto is a short sentence that summarises what motivates you or what you think is important. For example, the Scout motto is 'Be Prepared'. *Dieu et mon droit* means 'God and my right'.

Don't worry, your motto doesn't have to be in Latin!



The royal coat of arms of the United Kingdom.

# MAKE YOUR OWN COAT OF ARMS



# SELF-LED ACTIVITY

## TACKLING TRICKY SOURCES



### Recommended for

KS3–4+ (History, English)

### Learning objectives

- Interrogate historical sources and gather information from them.
- Use sources relating to Warkworth Castle to explore how the English language has developed over time.

### Time to complete

Approx. 30 minutes



Differing spellings, writing styles and elaborate handwriting can make written sources from medieval times difficult to decipher.

### SUMMARY

This activity helps students decipher written medieval texts and consider the problems and benefits of using a range of historical sources.

Written sources can be particularly difficult to decipher because the English language has evolved over time.

### EXAMPLE

Original text from George Clarkson's survey (1567): 'The castell of Warkworth ys situate one the ryver of Cockett.' [as on page 47]

Standard English translation: 'Warkworth Castle is situated on the river Coquet.'

### DECIPHERING AND APPRAISING SOURCES

For each of the written sources in the Sources section of this pack retaining old English spellings (pages 46, 47, 49), students can work in pairs to:

1. Read the source aloud, focusing on the sound of the words.
2. Highlight key words and look up any they don't understand.
3. Try to translate the text into Standard English.

Along with these written sources, choose a selection of image-based sources, in this kit. Students should consider the pros and cons of using written and image-based sources generally, recording their thoughts on paper before sharing with a partner or the class.

### MORE LEARNING IDEAS

Build on students' understanding by asking them to debate the strengths and limitations of using the sources in this kit to understand Warkworth's history.