

TOP THINGS TO SEE

EXPLORE
HENRIETTA HOWARD'S
MARBLE HILL (1724–1767)

Find these places and objects before completing each challenge. Teachers can guide their groups, reading the information before students complete the challenges. Or, students may like to lead their own learning in small groups with support.

YOU WILL NEED A PENCIL

Can't find your way?
Use the map on page 6 to help.



1 HALL

This space shows how Marble Hill was built using careful ratios and symmetry – just as the Greeks and Romans had done. It has four columns, like the central court of a Roman house. This type of design was popular in England in the 18th century. The trend was influenced by the Italian architect Andrea Palladio and became known as 'the Palladian style'.

OBJECT

Portrait of Henrietta Howard



Portrait of Henrietta Howard, c.1724, by Charles Jervas.

DID YOU KNOW?



Marble Hill has two main entrances as guests could arrive either by road or by river. In the 18th century the river was the more comfortable way to travel and would have been busy with traffic like barges filled with items to be traded. The roads were bumpy, dusty and could be dangerous.

CHALLENGE TIME!



Write down three words to describe your first impressions of Marble Hill:

1. _____
2. _____
3. _____

2 BREAKFAST PARLOUR

Henrietta and her guests would have eaten their breakfast here – bread, butter, tea, coffee and perhaps hot chocolate. Food arrived from the service wing which stood just outside the side window. It was demolished in 1909.

OBJECT

Porcelain tea set



The porcelain tea set in the breakfast parlour.

DID YOU KNOW?



Henrietta Howard had a large Chinese porcelain collection. She kept this in a specially designed 'China Room' which was part of the demolished service wing. Look out for more examples of Chinese porcelain as you continue your tour around the house.

CHALLENGE TIME!



The portraits in this room show how other people may have used a room like this. **Look** at the portraits and **identify** some of the things that people are doing. **Discuss** with a partner what you can see. For example: people are reading.



The wallpaper in the Dining parlour. There are 62 sheets that were hand-painted in China.

3 DINING PARLOUR

This was where Henrietta and her guests ate dinner. Today the table is laid for dessert. Grapes, walnuts, oranges and orchard fruits like these were grown in Henrietta's kitchen garden (where the car park and play centre are today).

OBJECT

Chinese wallpaper

DID YOU KNOW?



The idea of a dining room – a specific space used exclusively for dinner – was a new idea in the 18th century. At Marble Hill, dinner was eaten at 4pm (an hour later than most people ate at this time).

CHALLENGE TIME!



Notice the different birds, insects and flowers in the wallpaper. Choose one to make a **sketch** of here:

4 GREAT STAIRS

The staircase is made from a wood called mahogany. It is said the mahogany was a gift to Henrietta from Prince George (later King George II (r.1727–60)), who told the Royal Navy to cut down the mahogany trees off the coast of Honduras (now Belize) in Central America.

OBJECT

Mahogany staircase



The mahogany staircase at Marble Hill.

DID YOU KNOW?

Mahogany trees are naturally found in Central and South America. The wood was popular because of its dark colour and the fact it was hard-wearing. It was often harvested by enslaved people who were forced into doing this dangerous, hard, and physical work.



CHALLENGE TIME!

As you go up the stairs, **notice** the empty frames on the walls. These are a design feature and there's no evidence that they were ever filled with anything, such as paintings. **Imagine** you could fill them – what would you choose to show? **Tell** a partner.



Eight-leaf lacquer screen, including Henrietta's family crest. Made in China, c.1735.

5 GREAT ROOM

This was the main reception room of the house and it was designed to impress. The width, length and height of the room are all 24ft (7.3m), making it a perfect cube. It was a place where Henrietta would gather with her friends, talk, listen to music or play cards.

OBJECT

Henrietta Howard's Chinese lacquer screen

DID YOU KNOW?

By the windows are two peacock motif 'pier' tables. The one on the left is original, from Henrietta Howard's time at Marble Hill. It was removed from the house in 1817 but returned in 1987 after being found in Sydney, Australia. The right-hand table is a replica (a modern copy).




CHALLENGE TIME!

Marble Hill has a number of real or imagined animal figures in its design. Can you **spot** these three in the Great Room:

Peacock Lion
Griffin (half eagle, half lion)





The replica hearing trumpet in Henrietta Howard's Bedchamber.

6 HENRIETTA HOWARD'S BEDCHAMBER

This room is the grandest bedchamber at Marble Hill and was used by Henrietta. Her four-poster bed had green damask curtains. The curtains you see today were hung in 1988 and are hand-woven from silk.

OBJECT
Hearing trumpet

DID YOU KNOW?

When she was around 30 years old, Henrietta Howard experienced hearing loss. To help with her hearing she was said to have used a tortoiseshell ear trumpet.

CHALLENGE TIME!

Look for the outline of a hidden door to the left of the bed. This was used by servants and gave direct access to the stone staircase beyond.

7 MISS HOTHAM'S BEDCHAMBER

Henrietta's niece and nephew, Dorothy and John Hobart, lived at Marble Hill for a time and in 1763 her great-niece, Miss Hotham, came to stay. This room was her bedroom.

OBJECT
Fire guard



The fire guard in Miss Hotham's Bedchamber.

DID YOU KNOW?

When Henrietta Howard died in 1767, Marble Hill was given to her nephew John and on his death in 1793, to Miss Hotham. She preferred to live in the cottage next door (now demolished) known as Marble Hill Cottage. But she took some items from the house with her!

CHALLENGE TIME!

In a letter to her parents when she was ten, Miss Hotham boasted that she could 'grunt like a Hog, Quack like a Duck, sing like a Cuckoo'. **Have a go** at making these noises too!




Portrait of the Duchess of Queensbury.

8 DRESSING ROOM

In the 18th century this was a place for Henrietta Howard to read and write letters or meet with her closest friends – some of them are shown in portraits on the wall.

OBJECT Portrait of the Duchess of Queensbury

DID YOU KNOW? 

The settee and chairs are covered in needlework. This was a popular pastime for ladies in the 18th century. To protect them from dust and light they are fitted with white and red check 'case covers'. These covers would only be removed when important guests were visiting.

CHALLENGE TIME! 

Find Henrietta's desk and the names of her dogs. **Write** the names you find here:

9 DAMASK BEDCHAMBER

Henrietta's first husband died in 1733. Two years later she got married again, to George Berkeley. They lived together at Marble Hill for eleven years and it is thought this room was George's dressing room.


OBJECT Shaving mirror



The Damask Bedchamber. The shaving mirror can be seen on the left.

DID YOU KNOW? 

The room gets its name from the red damask curtains that hang around the four-poster bed. The wallpaper was inspired by a small piece of red wallpaper that was found above the chimney piece in the 1980s. The window curtains were added in 2021.

CHALLENGE TIME! 

Look out of the window. Which way does this room face – towards the road or towards the Thames? Tick the correct answer.

Road **Thames**

BONUS: Use the compass on page 6 to give a compass direction.

At this point you can either go up the stairs to explore the Gallery or immediately down the stairs to exit.

TOP THINGS TO SEE MAP

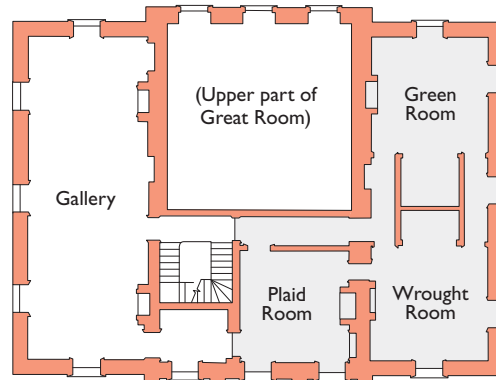


Use this map to help you find our top things to see.

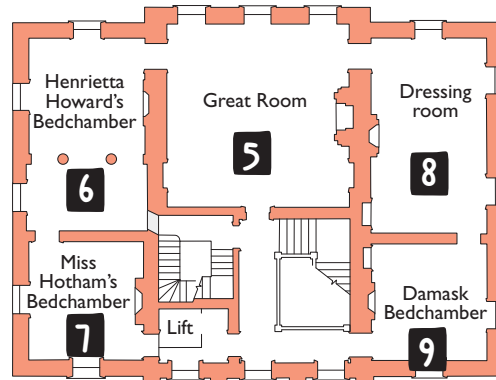
SECOND FLOOR

Existing building
No visitor or restricted access

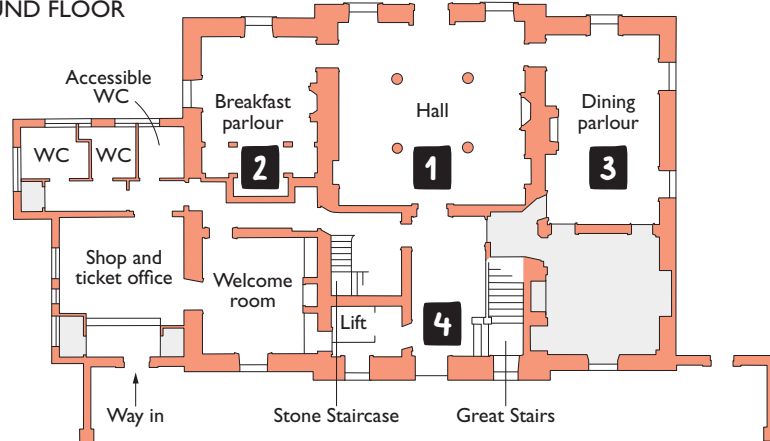
0 10 metres
0 25 feet



FIRST FLOOR



GROUND FLOOR



KEY

- | | | |
|----------------------------|--|-----------------------------------|
| 1 HALL | 4 GREAT STAIRS | 7 MISS HOTHAM'S BEDCHAMBER |
| 2 BREAKFAST PARLOUR | 5 GREAT ROOM | 8 DRESSING ROOM |
| 3 DINING PARLOUR | 6 HENRIETTA HOWARD'S BEDCHAMBER | 9 DAMASK BEDCHAMBER |