



ENGLISH HERITAGE
EDUCATION

KS1 & KS2

STUDENT ACTIVITY SHEETS

Eltham Palace

This resource has been designed to help teachers plan a visit to Eltham Palace, which provides essential insights into the royal medieval and Tudor courts and 1930s Art Deco interior design. Give these activity sheets to pupils at the palace to help them explore.



Get in touch with our Education Booking Team

- ☎ 0370 333 0606
- ✉ bookeducation@english-heritage.org.uk
- 📄 <https://bookings.english-heritage.org.uk/education/>

Don't forget to download our **Hazard Information Sheets** to help with planning.

Share your visit with us @EHEducation

Step into England's story

EXPLORE THE PALACE

DISCOVER OUR TOP 10
THINGS TO SEE

Eltham Palace was once the home of English royalty. Henry VIII spent time here as a young prince and as king. The palace eventually fell into ruin but in the 1930s Stephen and Virginia Courtauld built a modern Art Deco house, bringing Eltham Palace back to life.

Find all of these things and complete each challenge. Younger pupils can use the tick list at the back while their teacher guides them around. Older students may want to lead their own learning in small groups.

Can't find your way? Use the map at the back to help you.



1 MARQUETRY PANELS

Marquetry is the art of cutting out different coloured pieces of wood veneer and putting them together to make a picture. The panels showed Stephen and Ginie's guests some of their favourite places they had visited – like a postcard.

 WHERE IS IT?
Entrance hall

DID YOU FIND IT?



DID YOU KNOW?



The wood used for the marquetry comes from the Australian Blackbean tree.

CHALLENGE TIME!




Look out for the soldiers standing guard by the door. What periods in history are they from?



2 MAP ROOM

Stephen and Ginie had a secretary to help organise their holidays. This room was the secretary's office. There are maps on the walls, decorated with little paintings about the country that each map shows.

 **WHERE IS IT?**
In the boudoir, then
through the archway

DID YOU FIND IT?

DID YOU KNOW?



Stephen and Ginie loved travelling around the world. They sailed on a motor-yacht that was over 64m long.

CHALLENGE TIME!



Look carefully at the walls – can you see paintings of people and animals? Go into the map room in pairs because there isn't much space.

3 GREAT HALL

The great hall was built in the 1470s by King Edward IV. Sometimes it was used for feasting and dancing when the king had important guests. It was also the place where the king gave orders to his servants and people in his court.

 **WHERE IS IT?**
Through the great
hall corridor

DID YOU FIND IT?



DID YOU KNOW?



For Christmas in 1482, King Edward invited around 300 guests to feast in the great hall. Imagine how loud it would be with everyone in the same room!

CHALLENGE TIME!




Look around you. Which end of the hall is the 'high end', where the king sat?
Talk to your partner – how do you know?



4 TUDOR DRAINS

There used to be buildings above this brick drain that connected it to the kitchens. Henry VIII built these underground drains to take dirty waste water from the kitchens and latrines away from the palace.

 **WHERE IS IT?**
Outside, opposite the orangery

DID YOU FIND IT?

DID YOU KNOW?



Lead and wooden pipes were built in brick tunnels under the moat. These pipes brought water into the kitchens, the king's apartments (for washing) and the laundry.

CHALLENGE TIME!



Imagine Henry VIII has told you to be his 'gong scourer' – the servant who digs the poo out from the latrines. You would be paid a lot of money. Would you take the job?

5 MINSTRELS' GALLERY

By the 1700s, the great hall was forgotten. It was even used as a barn! Stephen and Ginie restored the great hall in the 1930s and added the gallery. In 1940, during the Second World War, a bomb hit the roof. You can see the burn marks in the floor.

 **WHERE IS IT?**
Up the west staircase, go right along the corridor

DID YOU FIND IT?



DID YOU KNOW?



A minstrel is a musician. In medieval times, minstrels played instruments on a gallery (platform) as people danced to the music in the hall below.

CHALLENGE TIME!



The roof is 16.8m high. If one bus is 4.4 m high, **decide** how many buses could stand on top of each other to reach the ceiling.



6 GINIE'S BATHROOM

Ginie's bathroom is inspired by bathrooms in expensive hotels in Paris. There are contrasting colours black: white, gold and green. The shape of her dressing table is geometric. Both techniques were fashionable in the Art Deco movement of the 1920s and 1930s.

 **WHERE IS IT?**
Upstairs, off Virginia Courtauld's bedroom

DID YOU FIND IT?

DID YOU KNOW?



All the bedrooms and bathrooms had hot water pipes under the floors so that guests could keep their feet warm.


CHALLENGE TIME!



Find where the bath water comes from. Why do you **think** Ginie used gold in her bathroom?

7 JONGGY'S ROOM

Ginie had a pet ring-tailed lemur. His name was Mah-Jongg or Jonggy. This was where he slept. There are hot water pipes under the floor to keep him warm.

 **WHERE IS IT?**
Upstairs, next to Virginia Courtauld's bedroom

DID YOU FIND IT?



DID YOU KNOW?



Jonggy used to bite people that he didn't like. He once bit a man who was going on an expedition to the Arctic and the man had to delay his trip by three months to recover.

CHALLENGE TIME!




Ring-tailed lemurs are from Madagascar. **Think** about why people used to keep pets from exotic countries – what did it say about them?



8 DINING ROOM

The dining room is decorated in the Art Deco style. It has contrasting colours – the wood-colour of the walls is very different to the silvery blue ceiling and the black edge around the floor. Geometric patterns are used around the room.

 **WHERE IS IT?**
Downstairs, off the entrance hall

DID YOU FIND IT?

DID YOU KNOW?



The animal decoration on the doors was made from an artist's drawings of animals at London Zoo.

CHALLENGE TIME!



This room is decorated to look both modern and like a Roman villa. The Romans liked decoration from Ancient Greece. **Find** one object and three patterns that look Ancient Greek.

9 JONGGY'S LADDER

The bamboo ladder leads to Jonggy's room upstairs. Stephen Courtauld bought Jonggy from Harrods in 1923. Harrods is a famous department store in London. In the 1960s it even sold lions!

 **WHERE IS IT?**
In the flower room, off the entrance hall

DID YOU FIND IT?



DID YOU KNOW?



Ring-tailed lemurs eat mostly fruit, but also leaves, flowers and even the bark from a tree!

CHALLENGE TIME!




Think about where lemurs live in the wild. Why do you think the ladder is made from bamboo? What could it remind Jonggy of?

10 NORTH BRIDGE

The north bridge is made from stone. It was rebuilt by Edward IV in the 1470s. It had a drawbridge at the end nearest the palace. You can see the ruined arches of the gatehouse where a guard would have been waiting in medieval times to check who was arriving.



 **WHERE IS IT?**
Leaving the palace grounds, before the main gate

DID YOU FIND IT?

DID YOU KNOW?



From the bridge, you can see a window in the moat wall with a lion and a unicorn. These window supports are from the Palace of Westminster, and were rescued when the palace was being restored in 1935.

CHALLENGE TIME!



Imagine you are a guard in the gatehouse – challenge your classmates to tell you why they need to see the king. If you don't think they have a good reason, don't let them pass!

TOP 10 THINGS TO SEE Eltham Palace

Tick each thing off
as you find it:



1 MARQUETRY
PANELS



2 MAP
ROOM



3 GREAT
HALL



4 TUDOR
DRAINS



5 MINSTRELS'
GALLERY



6 GINIE'S
BATHROOM



7 JONGGY'S
ROOM



8 DINING
ROOM



9 JONGGY'S
LADDER



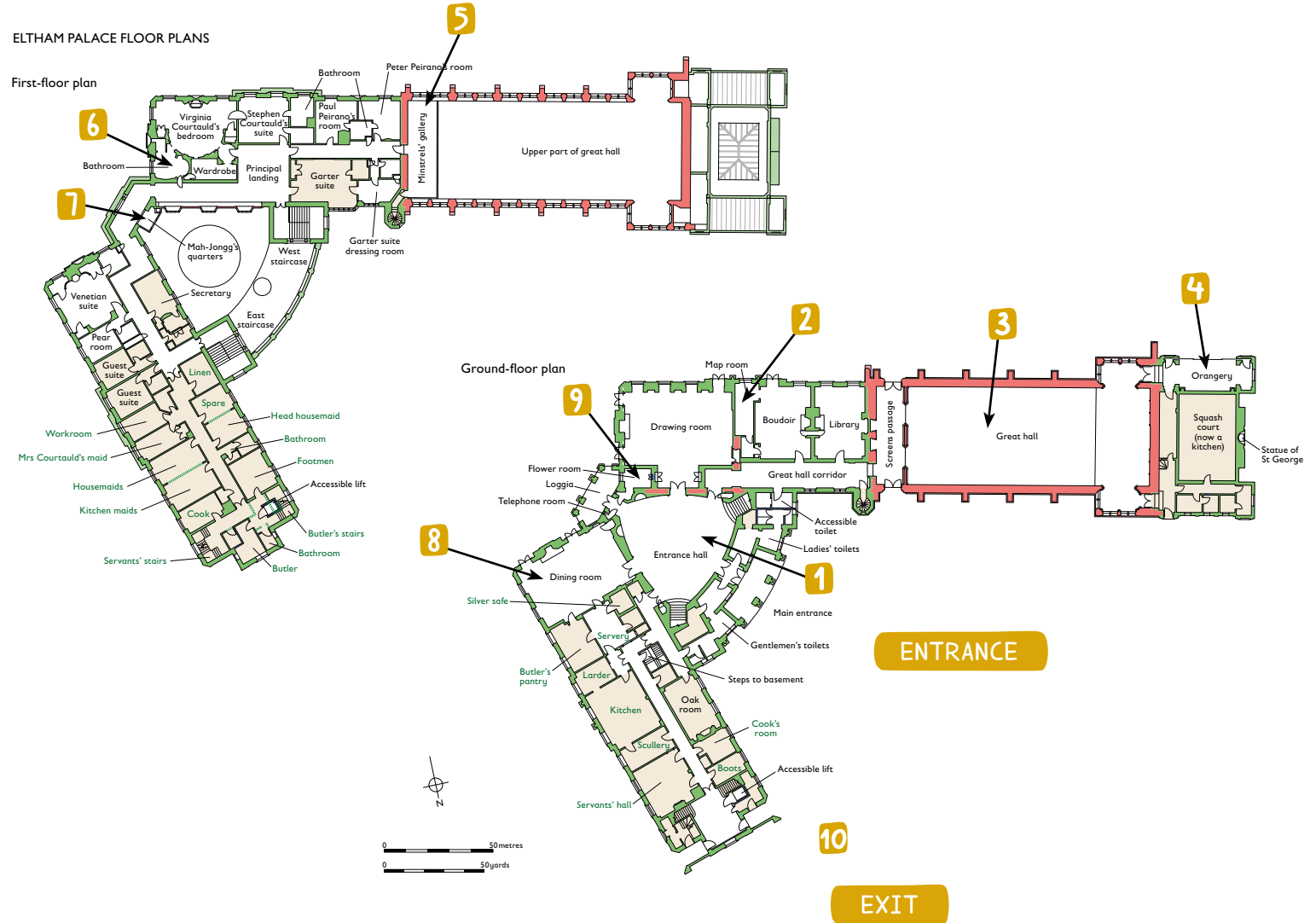
10 NORTH
BRIDGE



TOP 10 THINGS TO SEE

KEY

- 1 Marquetry panels
- 2 Map room
- 3 Great hall
- 4 Tudor drains
- 5 Minstrels' gallery
- 6 Ginie's bathroom
- 7 Jonggy's room
- 8 Dining room
- 9 Jonggy's ladder
- 10 North bridge



WHAT I'VE LEARNT

I think the best thing to see at Eltham Palace is:

.....

.....

The most interesting thing I have learnt:

.....

.....

.....

.....

I want to know more about:

.....

.....

.....

Draw a picture inspired by your visit to Eltham Palace.