

Heritage Counts 2008 – Cheshire data



Little Moreton Hall, **Cheshire**.

One of a number of characteristic historic houses in Cheshire open to the public, and one of the most popular.

Cheshire Landscape

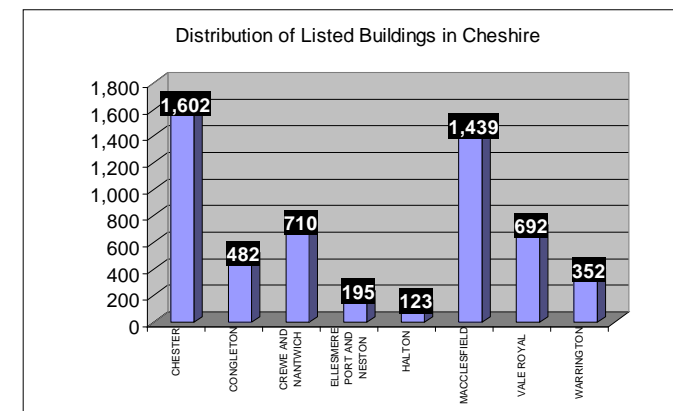
- The county of Cheshire for Heritage Counts comprises the districts and unitary authorities of Warrington, Vale Royal, Halton, Chester, Ellesmere Port and Neston, Crewe and Nantwich, Congleton and Macclesfield. However by the time of the next edition of Heritage Counts the authorities will be Cheshire West, Cheshire East, Halton and Warrington. It covers 234,200 hectares, has a population of 999,800 and a GVA of approximately £19,306 million (£19,367 per head). Cheshire's historic environment is dominated by the important historic city of Chester, with its Roman and Medieval origins. Cheshire has 26 registered parks and gardens covering approximately 3,950 hectares. 11,905 hectares of the eastern edge of Cheshire is in the Peak District National Park.

Understanding the historic environment

- The table below shows the **registered historic assets** of Cheshire

Cheshire Listed Heritage Assets											
	Listed Buildings				Ancient Monument	Parks and Gardens				WHS	Battlefield
	Gd I	Gd II*	Gd II	Tot		I	II*	II	TOTAL		
Cheshire											
CHESTER	75	131	1,404	1,610	6	0	0	2	2	0	0
CONGLETON	8	33	443	484	67	0	2	2	4	0	1
CREWE & NANT	19	56	638	713	21	0	0	2	2	0	0
E P & NESTON	1	11	187	199	20	0	0	6	6	0	1
HALTON	2	17	107	126	7	0	0	0	0	0	0
MACCLESFIELD	20	89	1,333	1,442	67	0	5	4	9	0	0
VALE ROYAL	10	33	626	669	44	0	0	1	1	0	0
WARRINGTON	8	18	355	381	13	0	0	0	0	0	0
Total	143	388	5,093	5,624	245	0	7	17	24	0	2

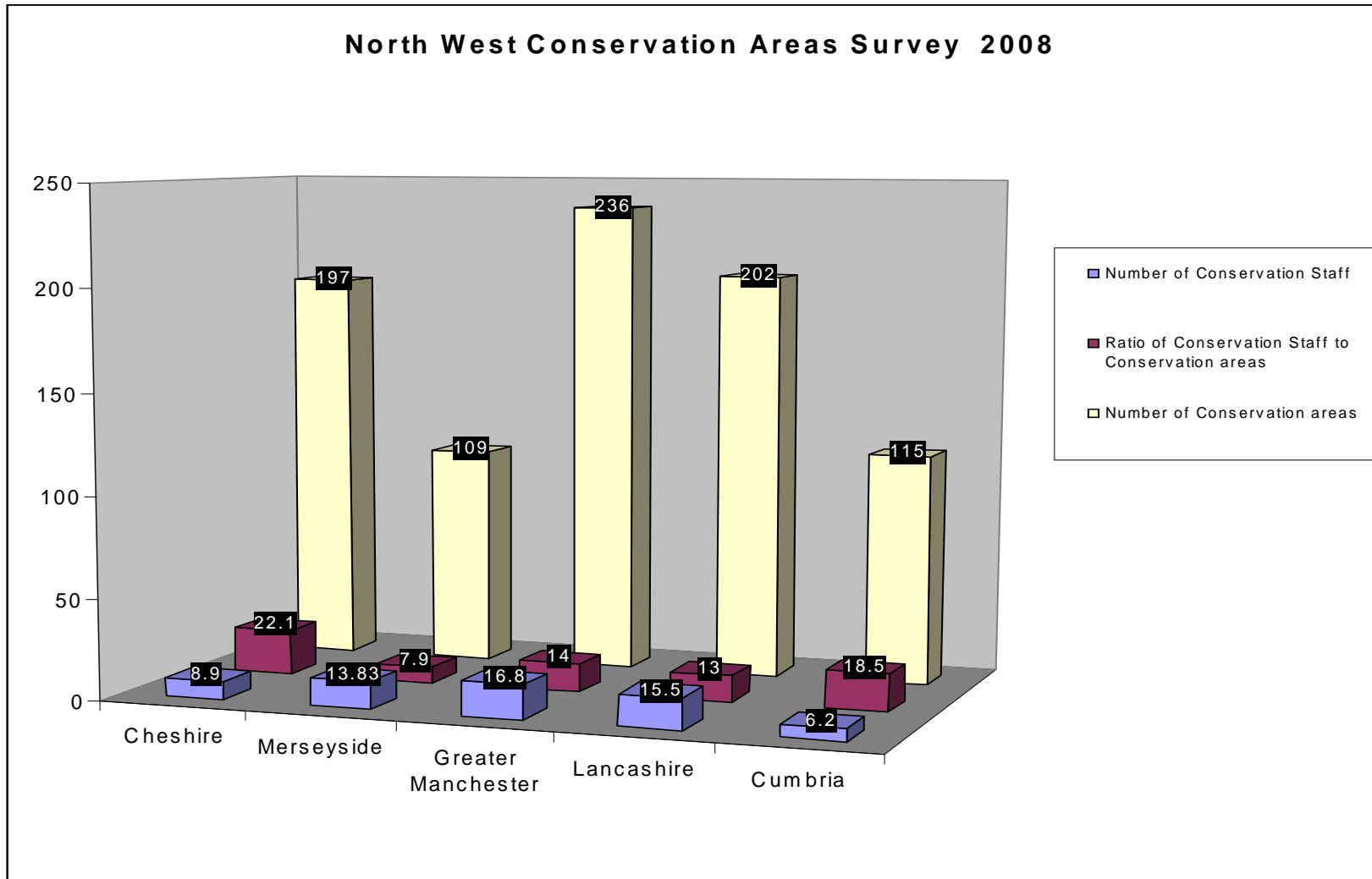
Source : National Monuments Record 2008



Clearly the distribution of listed buildings in Cheshire is uneven. The 2 main concentrations are the City of Chester and District of Macclesfield. Halton has less than 8% of the number of listed buildings in Cheshire. The new authorities will have a roughly equal distribution of listed buildings Cheshire East 2,639 and Cheshire West 2,478.

Conservation areas

- There are 197 conservation areas in the county with Chester having the most at 61 and Ellesmere Port and Neston the least at 7. 37% of the conservation areas have had an appraisal in the last 5 years. There are 8.9 full time equivalents conservation staff working in the local authority conservation departments. Cheshire has the worst ratio of conservation areas to staff in conservation departments of all of the 5 sub-regions in the North West. See graph below.



Conservation Areas in Cheshire 2008

Authority	Numbers of conservation staff	Number of Conservation Areas	Number of conservation areas with an appraisal in the past 5 years	Number of conservation areas which have a management plan
Cheshire				
Chester	2	61	23	0
Congleton	1	11	3	3
Crewe & Nantwich	1	19	14	13
Ellesmere Port	1	7	6	3
Halton	0	10	0	0
Macclesfield *	2	48	11	11
Vale Royal	0.9	27	10	2
Warrington	1	14	6	4
Totals	8.9	197	73	36
Regional Totals	61.23	859	309	164

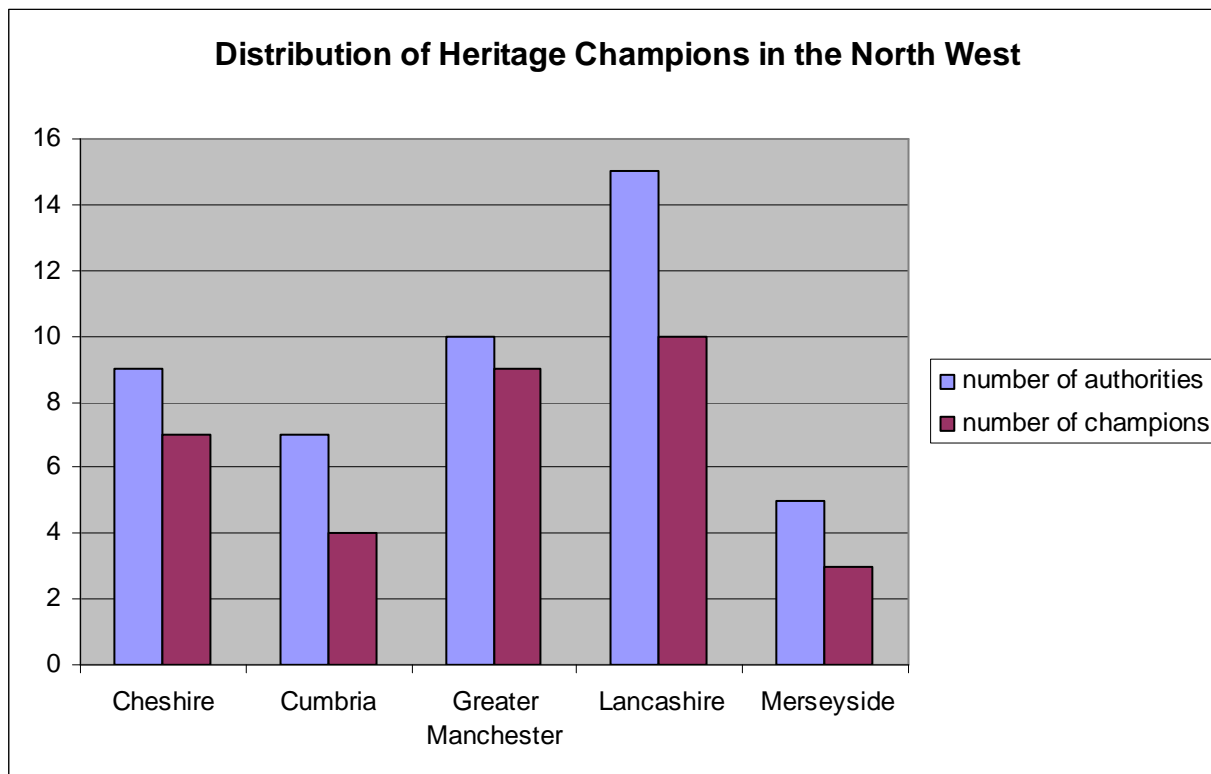
Museums and Heritage Centres

- Cheshire has 16 museums and heritage centres accredited with the MLA

Caring for the historic environment

Heritage Champions

- English Heritage encourages each local authority to appoint a senior councillor as a Heritage Champion who would represent the interests of the historic environment in their authority. There are currently 7 such champions in Cheshire (representing 78% of local authorities) – the following authorities do not have them; Crewe & Nantwich and Ellesmere Port & Neston.



Landscape Characterisation

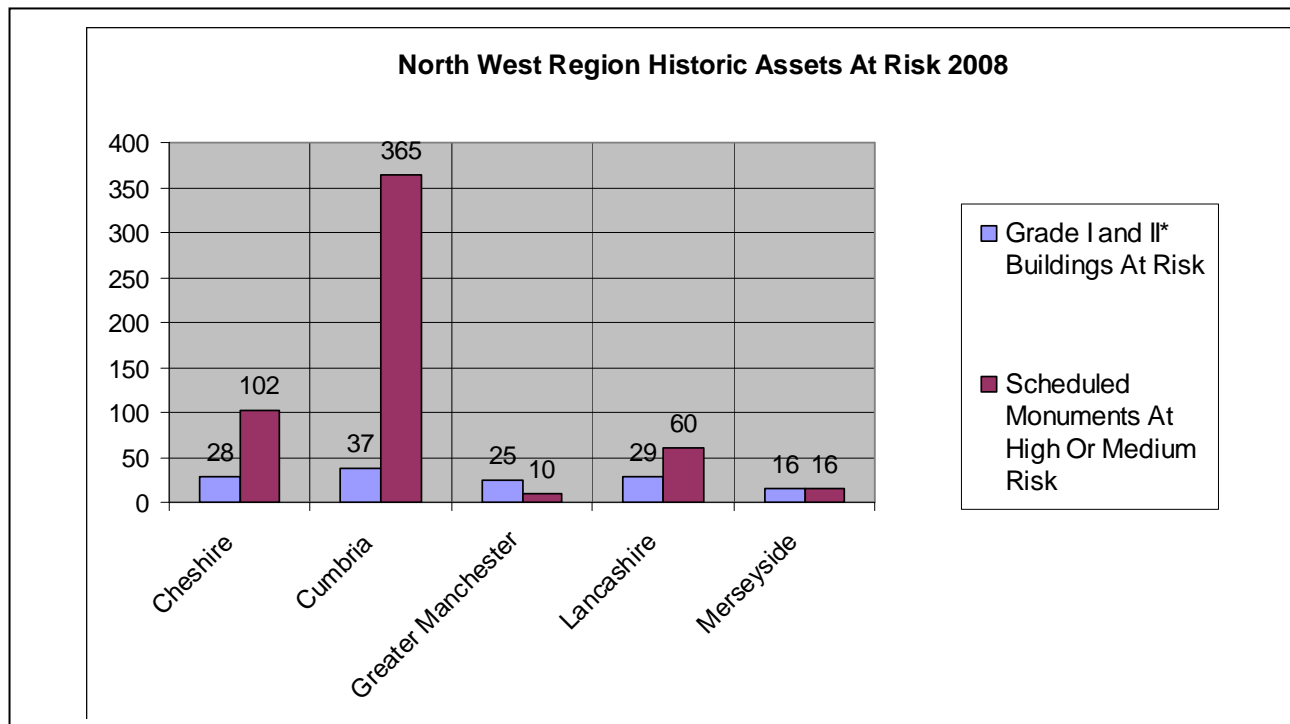
- The surveying of the character of the historic landscape of Cheshire has been 100% completed. More information on characterisation can be found at www.english-heritage.org.uk (conservation).

Historic Landscape Characterisation work - progress by 2008

Authority	Area (sq km)	Population (1,000)	Area of HLC mapped	Area not done	% area done	Area covered in 2002	% of area done	Increase from 2002 to 2008
Cheshire	2,083	680	2,083	0	100.0	1,000	48.0	1,083
Halton	79	119	79	0	100.0	79	100.0	0
Warrington	181	194	181	0	100.0	181	100.0	0
NW Total	14,107	6,828	12,007	2,100	85.1	5,335	37.8	6,672
England	130,281	50,094	93,751	36,535	72.0	47,016	36.1	46,735

Historic Assets At Risk

- English Heritage maintains a register of the most highly graded historic buildings at risk. This year this has been extended (see policy section) to include buildings, ancient monuments, landscapes, battlefields and wrecks. Cheshire has 28 buildings on the register (29 in 2006/07) and 102 monuments at high or medium risk. Vale Royal is the only authority in the region to maintain a heritage at risk register.

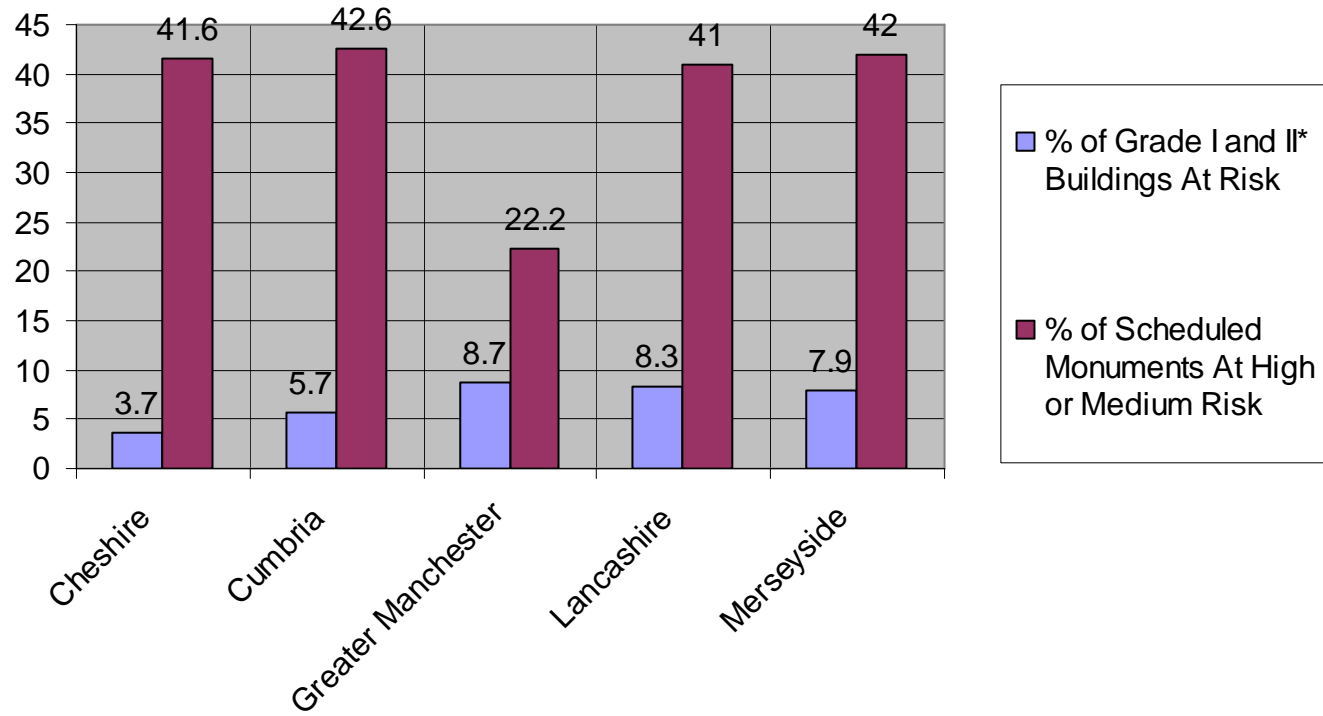


The graph left shows the **distribution** of historic assets at risk across the region divided by county. Clearly Cumbria has the most assets at risk, reflecting the high number of scheduled monuments in that county.

Cheshire Heritage Assets At Risk 2008

	Buildings (comprising grades I, II* and scheduled ancient monuments which are structures as opposed to earthworks)	Scheduled Monuments at high or medium risk (includes buildings and below ground remains)	Registered Parks and Gardens by size (hectares)	Registered Battlefields at high or medium risk	Local Authority maintains a 'Heritage Assets At Risk Register'
Cheshire					No
CHESTER	3	31	530.00	None	No
CONGLETON	2	11	98.50	None	No
CREWE AND NANTWICH	6	11	1,135.00	None	No
ELLESMERE PORT AND NESTON	4	1	74.00	None	No
HALTON	2	2	0.00	None	No
MACCLESFIELD	3	17	2,110.00	None	No
VALE ROYAL	4	24	8.00	None	Yes
WARRINGTON	4	5	0.00	None	No
Total	28	102	3,955.50	None	No
Regional Total	135	553	9,874.66	None	1

% of North West Historic Assets At Risk By County 2008



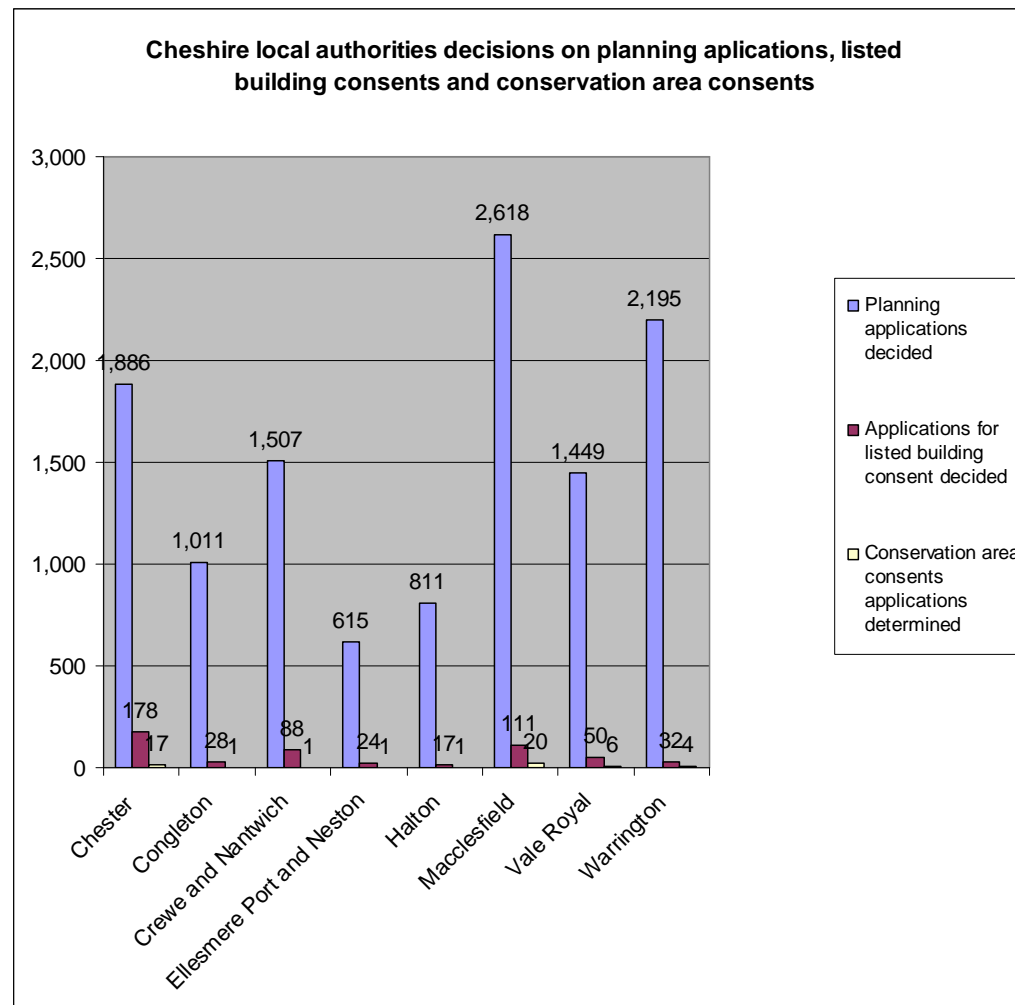
The graph left shows the **proportion** (expressed as a percentage) of the historic assets at risk in each county in the North West

Planning Applications

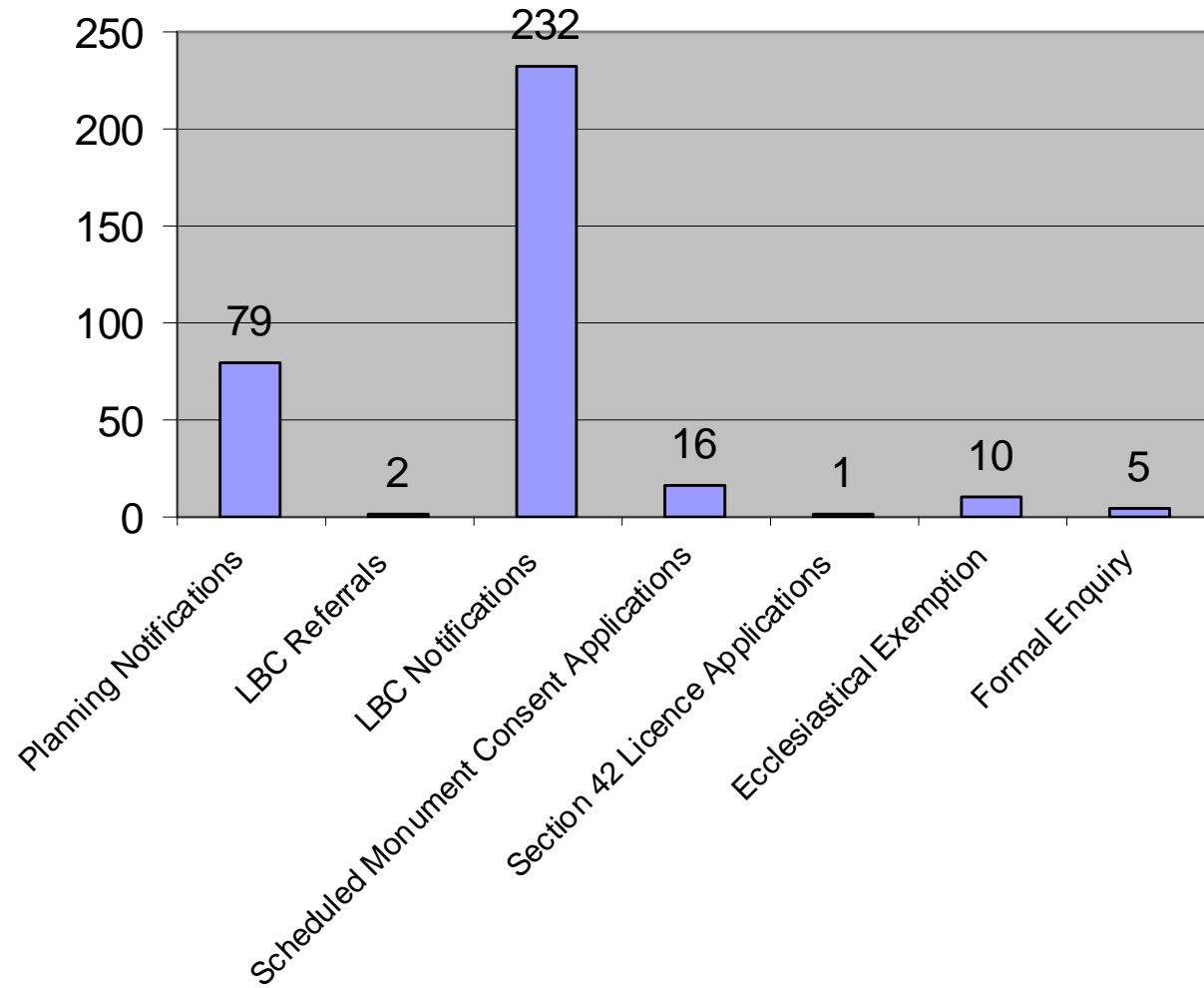
- There were 12,092 (11,928) planning applications decided by local authorities in Cheshire in 2007/08 (2006/07 figures in brackets), of which 528 - 4.7% (462) were for listed building consent, 51 (39) were conservation area consents and 11 (15) were for scheduled monument consent. In addition the Garden History Society was consulted on 6 (4) planning applications affecting registered parks and gardens. English Heritage was consulted on 345 planning cases in total in Cheshire in 2007/08, an increase of 82 (31%) on the 2006/07 total of 263.

Local planning authority decisions on all applications, listed building consents and conservation area consents, 2007/08

Local Planning Authority	Planning applications decided	Applications for listed building consent decided	Conservation area consents applications determined
Cheshire			
Chester	1,886	178	17
Congleton	1,011	28	1
Crewe and Nantwich	1,507	88	1
Ellesmere Port and Neston	615	24	1
Halton	811	17	1
Macclesfield	2,618	111	20
Vale Royal	1,449	50	6
Warrington	2,195	32	4
Total	12,092	528	51
Regional Total	62,392	2,158	272



Notifications to EH from Cheshire 2007/08



The graph left shows the range and number of planning casework cases dealt with by English Heritage in 2007/08 for Cheshire. By far the greatest number was for listed building consent. The second highest figure is for cases involving planning applications affecting the historic environment.

Environmental Stewardship

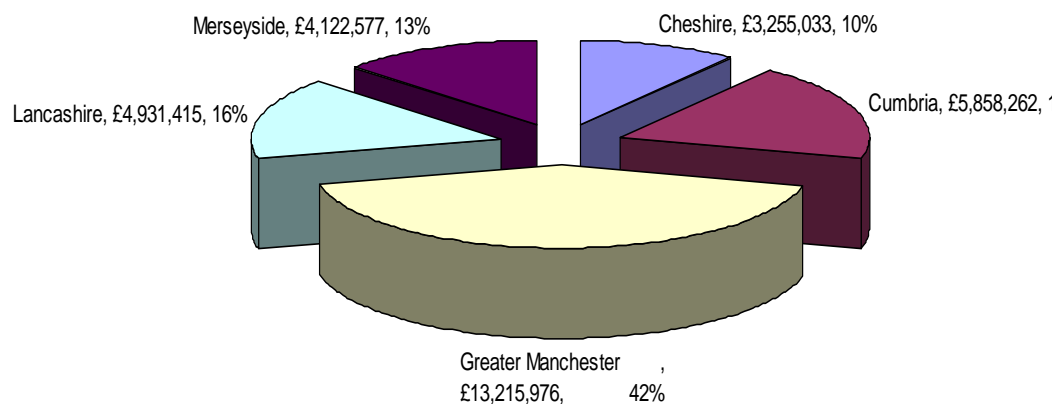
- Natural England, on behalf of Defra, administers Environmental Stewardship, which is a grant scheme for farmers carrying out environmental management on their holdings. Two of the aims of Environmental Stewardship (ES) are to 'Maintain and enhance landscape character' and 'Protect the historic environment' with management payments for a range of works beneficial to archaeological sites and traditional farm buildings. In Cheshire there were 167 entry level schemes created in 2007/08 and 11 higher level schemes finalised, covering a total of 13,729 hectares.

Cheshire	Applications Received	ELS/OELS Agreements Created	HLS Agreements Offered	HLS Agreements Finalised	Agreements Currently Live	ELS/OELS Area under Agreement	Organic Area under Agreement	ELS/OELS First Year Value	HLS Area under Agreement	HLS First Year Value	Applications Rejected / Withdrawn / Declined
Scheme											
	813	659	69	60	703	67,599.72	2,897.13	2,065,519.90	8,851.26	927,807.71	39
	197	167	13	11	175	12,824.59	607.20	412,981.22	297.54	111,219.67	11
Entry Level Stewardship	162	157	0	0	156	11,157.32	0.00	331,416.58	0.00	0.00	2
Entry Level plus Higher Level Stewardship	20	0	11	10	10	1,057.67	0.00	31,731.00	287.81	105,454.47	7
Higher Level Stewardship	1	0	1	0	0	0.00	0.00	0.00	0.00	0.00	0
Organic Entry Level Stewardship	12	10	0	0	8	569.96	569.96	46,498.75	0.00	0.00	2
Organic Entry Level plus Higher Level Stewardship	2	0	1	1	1	39.64	37.24	3,334.89	9.73	5,765.20	0

Investing in the Historic Environment

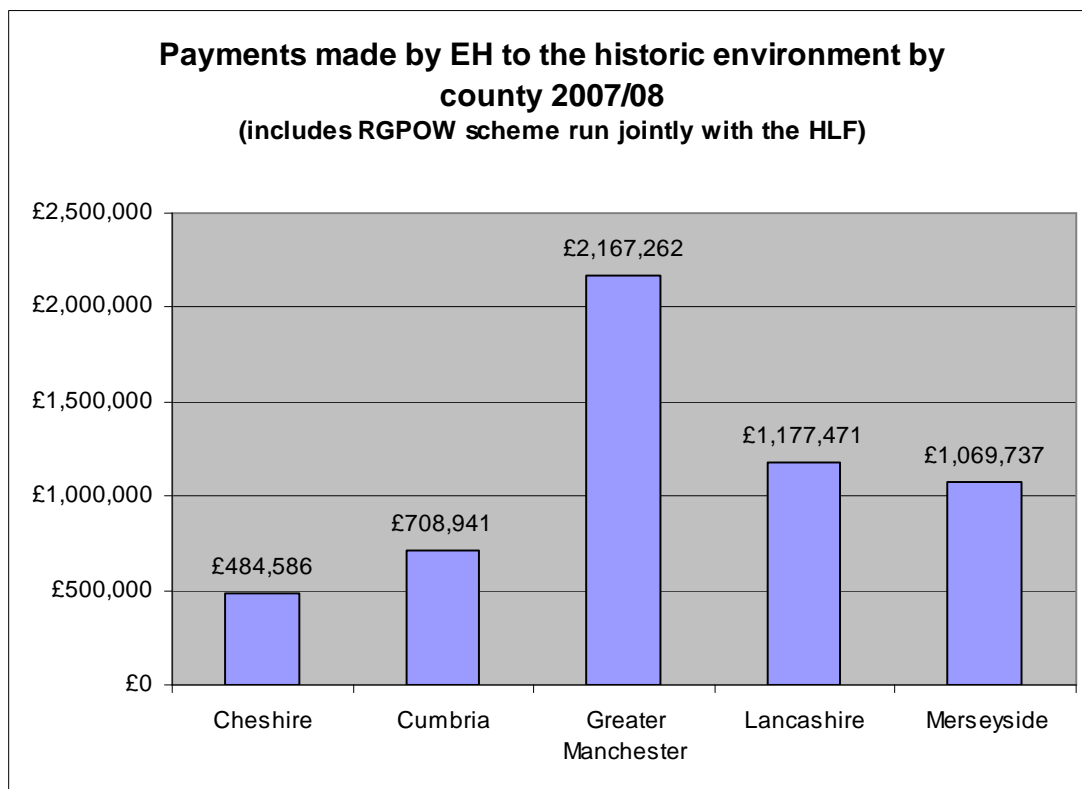
- The Heritage Lottery Fund (HLF) awarded grants of £3,255,033 in Cheshire during 2007-08. Since 1993 a total of 450 heritage projects have been supported by the HLF in the county. English Heritage spent £484,586 in Cheshire in 2007/08 (including the RGPOW (Repair Grant for Places of Worship) scheme run on behalf of the HLF). This was 8.5% of EH's spending in the region.

Value of HLF awards in 2007/08



English Heritage grant spending in the North West 2007 - 08

Type of grant	Name	County	Payment
Cheshire			
listed building	DODDINGTON HALL	CH	4,254
place of worship	CHRIST CHURCH, CHESTER	CH	1,199
place of worship	ST LEONARD'S, WARMINGHAM	CH	61,184
place of worship	BOLLINGTON METHODIST CHURCH	CH	1,923
place of worship	ST THOMAS, STOCKTON HEATH	CH	6,500
area scheme	CONGLETON CANAL CORRIDOR	CH	13,655
area scheme	FRODSHAM TOWN CENTRE HERS	CH	1,116
place of worship	CHRIST CHURCH, CHESTER	CH	55,750
place of worship	ST HILARY, WALLASEY	CH	2,650
place of worship	ST LEONARD'S, WARMINGHAM	CH	51,066
area scheme	CHESTER STATION PSICA	CH	19,255
place of worship	ST BARTHOLOMEW'S, CHURCH MINSHULL	CH	22,000
place of worship	BOLLINGTON METHODIST CHURCH	CH	33,500
area scheme	CHESTER STATION PSICA	CH	19,755
place of worship	ST LEONARD'S, WARMINGHAM	CH	9,289
place of worship	BOLLINGTON METHODIST CHURCH	CH	28,444
area scheme	BROOK STREET HERS	CH	11,987
area scheme	BROOK STREET HERS	CH	7,839
area scheme	CONGELTON CANAL CORRIDOR	CH	5,470
listed building	ADLINGTON HALL	CH	45,750
cathedrals	CHESTER CATHEDRAL	CH	9,000
place of worship	CHRIST CHURCH, CHESTER	CH	73,000
Total			484,586



The graph left shows the distribution of English Heritage grant aid (including the grants awarded jointly with the HLF under the Repair Grants for Places of Worship scheme). Clearly Greater Manchester received far more than any other county in the North West. This partly reflects the number of its historic assets (mainly buildings and places of worship) and also that there were several large grants awarded to a couple of places.

Heritage Tourism Grants

- The Heritage Tourism project distributes a grant from the North West Development Agency to projects at historic properties that will boost tourism and jobs. It has awarded grants to historic properties in Cheshire in 2007/8 of £21,000 – making a total of £121,000 awarded to 5 sites in Cheshire in the past 3 years of the scheme.

Building Preservation Trusts

- There are 4 Building Preservation Trusts based in Cheshire and they have 2 active schemes involving 28 volunteers.

Name of BPT in the North West	Active Scheme	No of Employees FT	PT	Value £ Annually	No. of Visitors	No. of Volunteers
Chester Historic BPT						5
Congleton BPT	1					10
Parkgate Preservation Trust	1					6
Wirral BPT						3

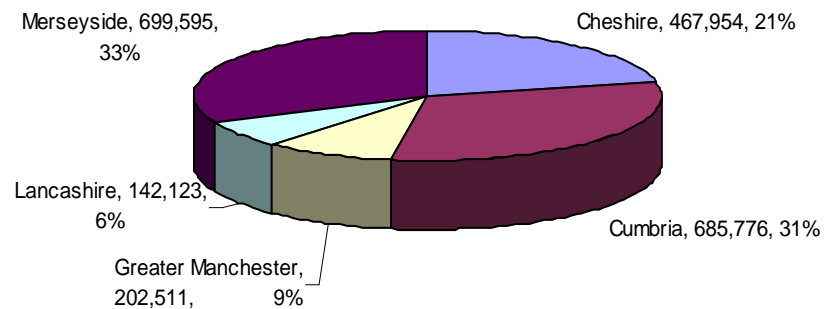
Enjoying the historic environment

Visits to Heritage Sites

- There are 4 National Trust pay for entry sites (excluding Dunham Massey and Lyme Park which are actually in Greater Manchester) just 1 English Heritage staffed site in Cheshire, and 20 historic houses which are members of the Historic Houses Association (HHA) of which 11 are open to the public. In 2007/08 there were 467,954 visits in total to English Heritage, National Trust and Historic Houses Association properties in Cheshire; 65,184 to the EH site, 186,190 to the NT properties and 218,966 to HHA houses. There are 370 friends of the HHA in Cheshire. In addition to these figures the National Trust owns Tatton Park (managed by the county council) which has over 800,000 visitors per year, generating a net output to the local economy of £8.8 million and supporting 159 jobs.

Numbers of visitors to pay for entry Historic sites belonging to the National Trust, English Heritage and the Historic Houses Association				
	2007/08			
Cheshire				
National Trust pay for entry sites				
Hare Hill	10,815			
Little Moreton Hall	69,147			
Quarry Bank Mill	101,456			
Nether Alderley Mill	2,386			
NT Total	183,804			
English Heritage Staffed sites				
Beeston Castle	65,184			
EH Total	65,184			
HHA open houses				
11 houses				
HHA Total	218,966			
Significant other staffed sites				
Tatton Park	808,000			
Others Total				
Total visitors	1,275,954			

Visitors to staffed sites belonging to the NT, EH and HHA 2007/08



Educational Visits to Heritage Sites

- There were 5,678 formal educational visits to Beeston Castle (EH site) in Cheshire in 2007/08 and 33,597 to the National Trust pay for entry sites. Tatton Park had 19,586 school visits in 2006. The overall total of education visits to HHA sites is unknown but one property (the Blackden Trust) specialises in education experiences for gifted and talented students. In their 2006 they had 31 students attending events. In 2007 they had 79.

Heritage Open Days

- For a long weekend in September, Heritage Open Days events open historic places free of charge that are usually closed to the public. In 2007 there were over 70 events in Cheshire, involving approximately 39 members of staff and 252 volunteers.

If you would like this document in a different format, please contact our
Customer Services department:
Telephone: 0870 333 1181
Fax: 01793 414926
Textphone: 01793 414878
E-mail: customers@english-heritage.org.uk