

Heritage Counts 2008

– Lancashire data



The Weavers' Triangle is a modern name for an area alongside the Leeds and Liverpool Canal that was once at the heart of Burnley's textile industry. The area contains a largely unbroken sequence of weaving sheds, spinning mills, along with foundries, warehouses and domestic buildings - making this one of the finest surviving Victorian industrial landscapes in **Lancashire** and the country.

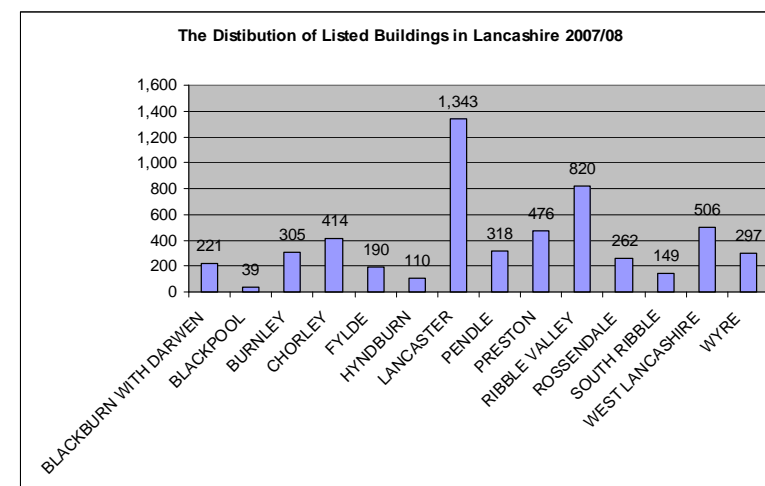
Lancashire Landscape

- Lancashire is the second largest county in the North West at 307,600 hectares and a population of 1,449 million. Its GVA is £21,073 million at £14,568 per head. Lancashire has 2 Areas of Outstanding Natural Beauty covering 79,010 hectares. Lancashire's registered parks and gardens cover approximately 1,540 hectares.

1. Understanding the historic environment

- The table below shows the registered historic assets of Lancashire

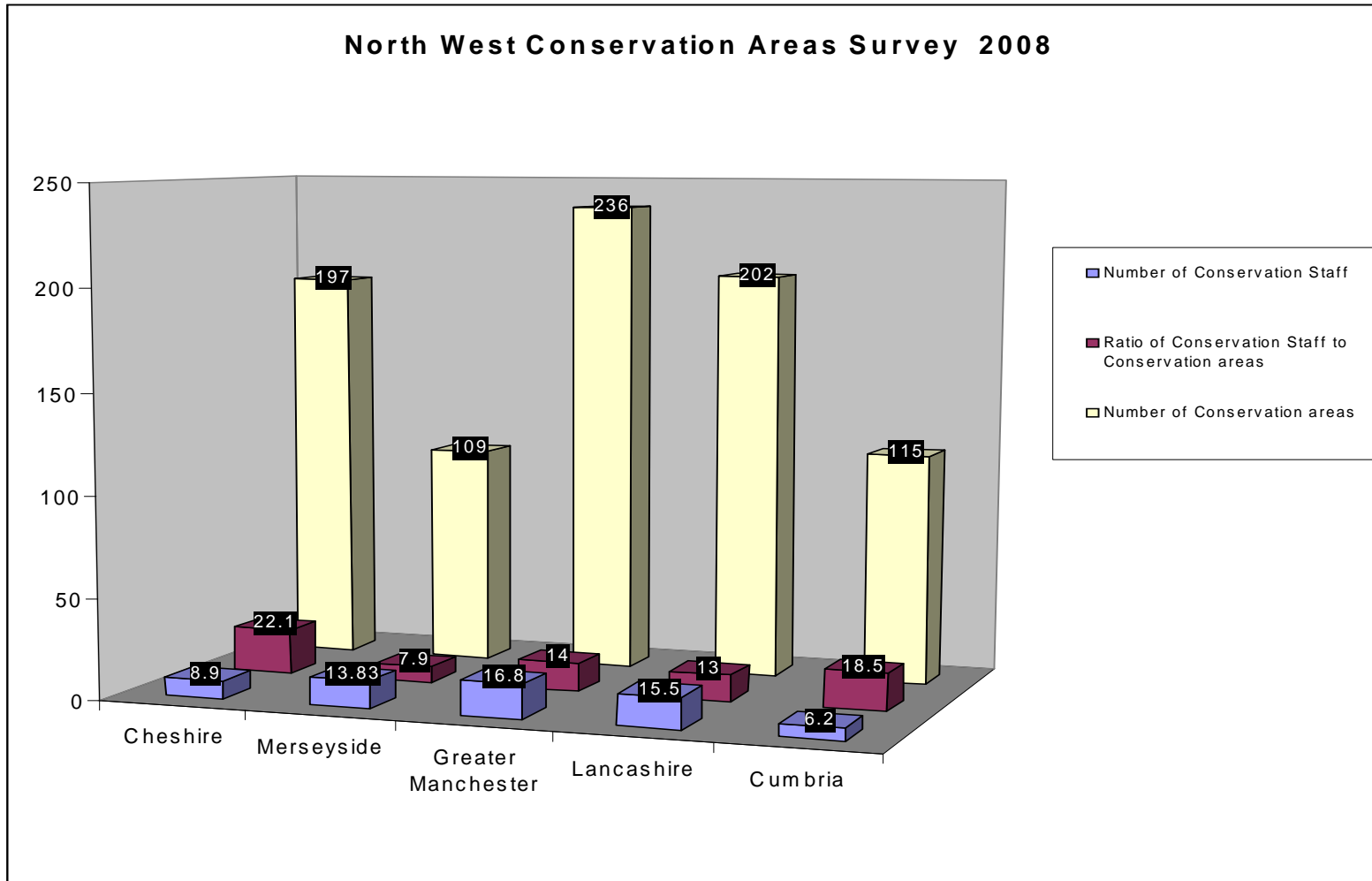
Lancashire Listed Heritage Assets											
	Listed Buildings				Scheduled Ancient Monuments	Parks and Gardens				WHS	Battlefields
	Gd I	Gd II*	Gd II	Tot		I	II*	II	TOTAL		
BLACKBURN WITH DARWEN	2	17	202	221	6	0	0	6	6	0	0
BLACKPOOL	1	4	34	39	0	0	1	0	1	0	0
BURNLEY	4	13	288	305	23	0	0	5	5	0	0
CHORLEY	5	24	385	414	10	0	0	5	5	0	0
FYLDE	1	5	184	190	0	0	0	3	3	0	0
HYNDBURN	1	9	100	110	1	0	0	0	0	0	0
LANCASTER	25	66	1,252	1,343	39	0	0	3	3	0	0
PENDLE	2	21	295	318	11	0	0	0	0	0	0
PRESTON	3	20	453	476	3	0	0	8	8	0	0
RIBBLE VALLEY	18	45	757	820	28	0	1	2	3	0	0
ROSSENDALE	0	11	251	262	2	0	0	1	1	0	0
SOUTH RIBBLE	2	11	136	149	4	0	0	2	2	0	0
WEST LANCASHIRE	5	21	480	506	12	0	0	1	1	0	0
WYRE	2	8	287	297	7	0	0	0	0	0	0
Total	71	275	5,104	5,450	146	0	2	36	38	0	0



The graph above shows that Lancaster has by far the largest number of listed buildings in the county, and that Blackpool has by far the fewest. In fact Blackpool has only 3% of the number of listed buildings that Lancaster has. This is mostly due to the small number of grade II listed buildings in Blackpool.

Conservation areas

- There are 202 conservation areas in the county with Lancaster having the most at 37 and Blackpool the least with 2. 41% of the conservation areas have had an appraisal in the last 5 years. There are 15.5 full time equivalent conservation staff working in the local authority conservation departments.



This graph indicates the ratio of conservation staff to the number of conservation areas in their county. This brings several interesting variations to light – Merseyside has the lowest number of conservation areas per conservation officer in the region (7.9) and Cheshire has by far the highest ratio (22.1), Cumbria has the second worst ratio at 18.5. What this graph does not indicate however is the size or complexity of the conservation areas dealt with by the local authorities.

Conservation Areas in Lancashire 2008

Authority	Numbers of conservation staff	Number of Conservation Areas	Number of conservation areas with an appraisal in the past 5 years	Number of conservation areas which have a management plan
Lancashire				
Blackburn with Darwen	2	13	5	5
Blackpool	1	2	2	2
Burnley	1	10	1	0
Chorley	0.3	9	0	0
Fylde	0	10	0	0
Hyndburn	0.4	10	4	4
Lancaster	2	37	4	1
Pendle	1.8	26	13	10
Preston	1.8	12	5	0
Ribble Valley	1	21	21	21
Rosendale	0.2	10	1	0
South Ribble	1	7	7	7
West Lancs	2	28	16	28
Wyre	1	7	4	4
Totals	15.5	202	83	82
Regional Totals	61.23	859	309	164

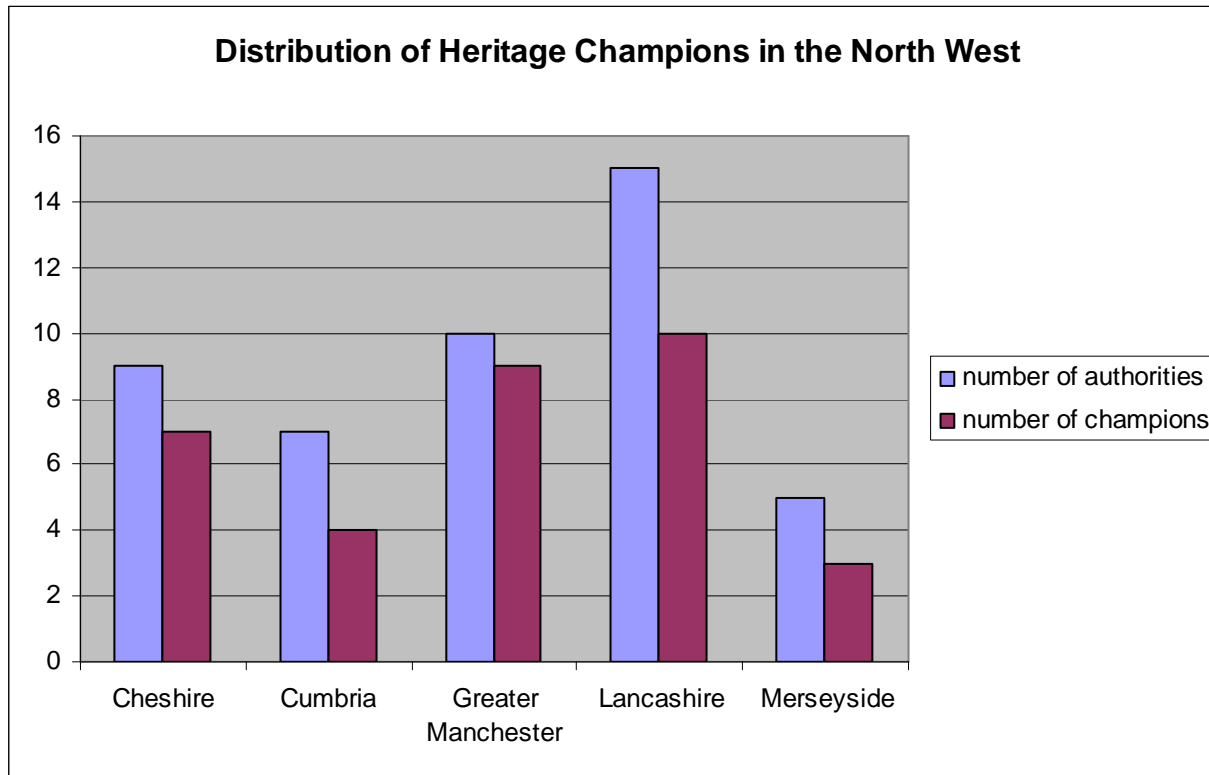
Museums and Heritage Centres

- Lancashire has 38 museums and heritage centres accredited with the MLA.

2. Caring for the historic environment

Heritage Champions

- English Heritage encourages each local authority to appoint a senior councillor as a Heritage Champion who would represent the interests of the historic environment in their authority. There are currently (July 08) 10 such champions in Lancashire (71% of their local authorities) – the following 4 authorities don't have one; Chorley, Pendle, Ribble Valley and Wyre.



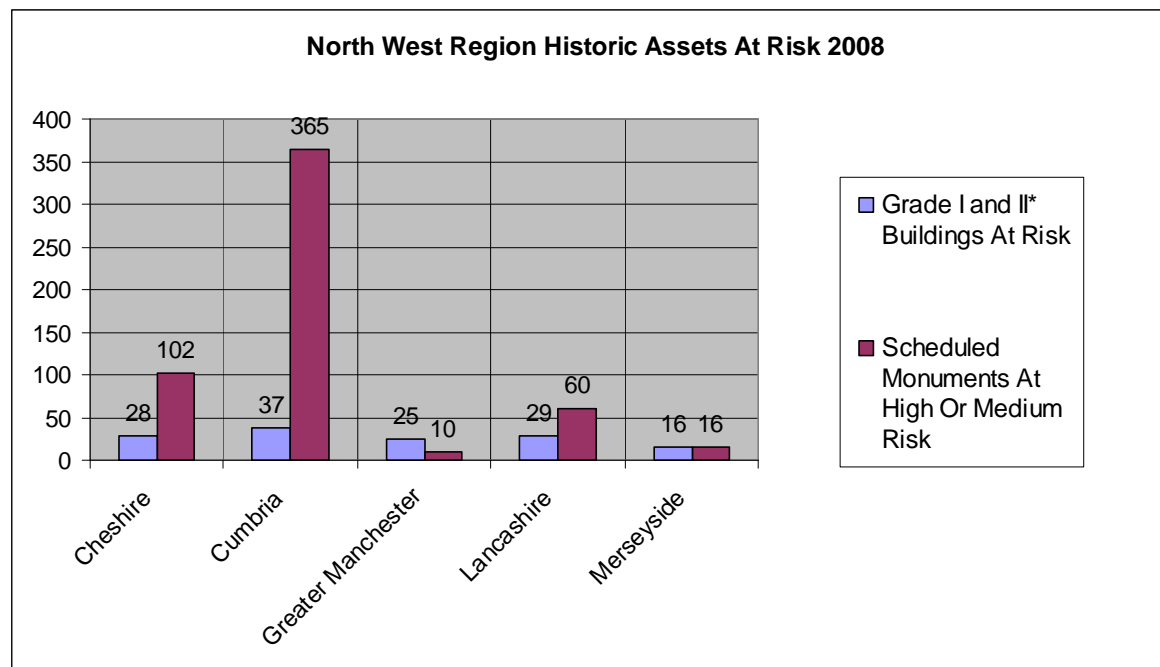
Landscape Characterisation

- The surveying of the character of the historic landscape of Lancashire has been 100% completed; more information on characterisation can be found at www.english-heritage.org.uk (conservation).

Historic Landscape Characterisation work - progress by 2008								
Authority	Area (sq km)	Population (1,000)	Area of HLC mapped	Area not done	% area done	Area covered in 2002	% of area done	Increase from 2002 to 2008
Lancashire	2,903	1,152	2,903	0	100.0	2,903	100.0	0
Blackburn with Darwen	137	140	137	0	100.0	137	100.0	0
Blackpool	35	143	35	0	100.0	35	100.0	0
NW Total	14,107	6,828	12,007	2,100	85.1	5,335	37.8	6,672
England	130,281	50,094	93,751	36,535	72.0	47,016	36.1	46,735

Historic Assets At Risk

English Heritage maintains a register of the most highly graded historic buildings at risk. This year this has been extended and rationalised to include buildings, ancient monuments, landscapes, battlefields and wrecks. Lancashire has 29 buildings on the register, a decrease of 2 over 2007's total and 60 monuments at high or medium risk.

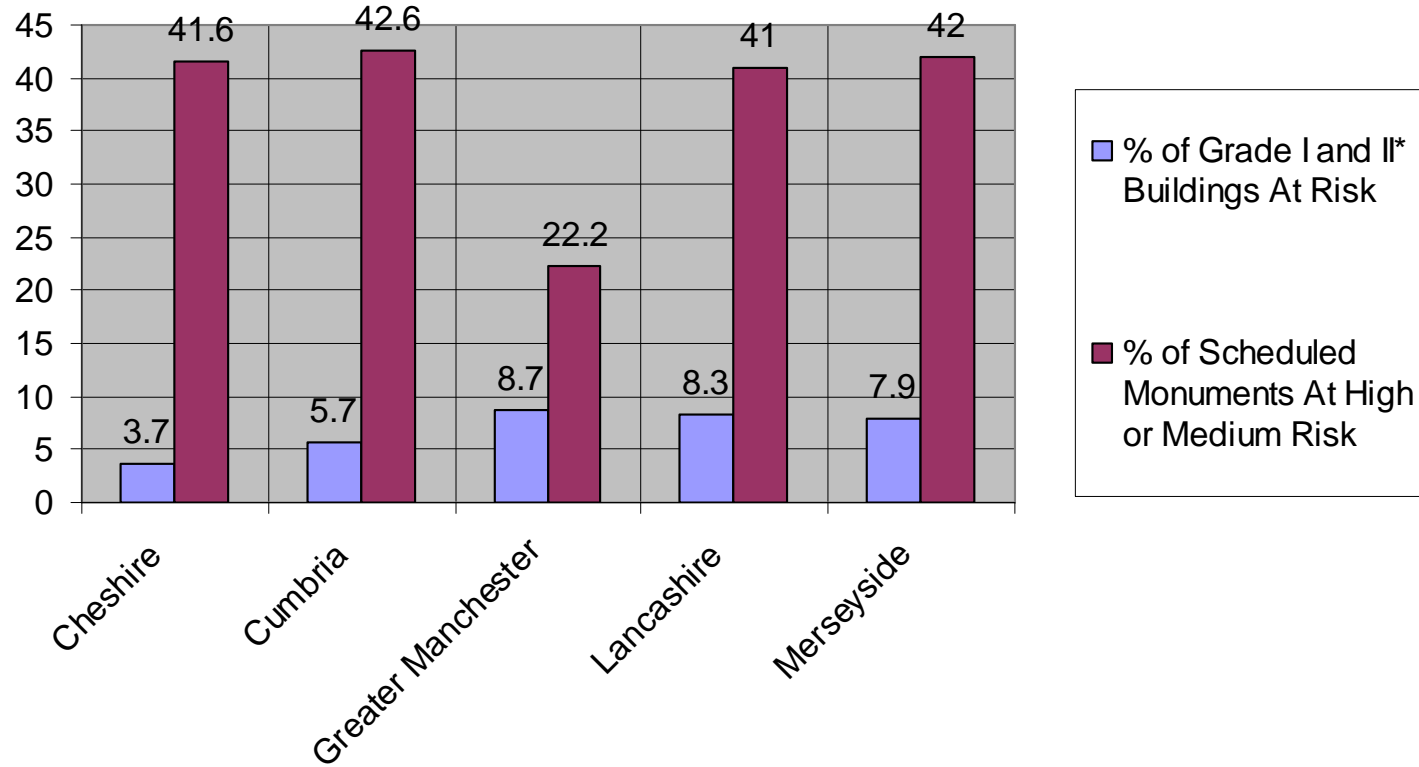


The graph left shows the **distribution** of historic assets (historic buildings (grade I & II* only) and scheduled monuments) at risk across the region divided by county. Clearly Cumbria has the most assets at risk, reflecting the high number of scheduled monuments in that county.

Lancashire Heritage Assets At Risk 2008

	Buildings (comprising grades I, II* and scheduled ancient monuments which are structures as opposed to earthworks)	Scheduled Monuments at high or medium risk (includes buildings and below ground remains)	Registered Parks and Gardens by size (hectares)	Registered Battlefields at high or medium risk	Local Authority maintains a 'Heritage Assets At Risk Register'
Lancashire				None	No
BLACKBURN WITH DARWEN	1	3	78.00	None	No
BLACKPOOL	1	0	104.00	None	No
BURNLEY	5	1	200.00	None	No
CHORLEY	4	5	227.00	None	No
FYLDE	1	0	200.50	None	No
HYNDBURN	2	1	0.00	None	No
LANCASTER	5	15	110.00	None	No
PENDLE	0	3	0.00	None	No
PRESTON	0	1	123.00	None	No
RIBBLE VALLEY	2	18	257.00	None	No
ROSSENDALE	1	1	5.00	None	No
SOUTH RIBBLE	0	3	60.00	None	No
WEST LANCASHIRE	7	6	180.00	None	No
WYRE	0	3	0.00	None	No
Total	25	10	1,028.00	None	No
Regional Total	135	553	9,874.66	None	1

% of North West Historic Assets At Risk By County 2008



The graph left shows the proportion (expressed as a percentage) of the historic assets at risk in each county in the North West

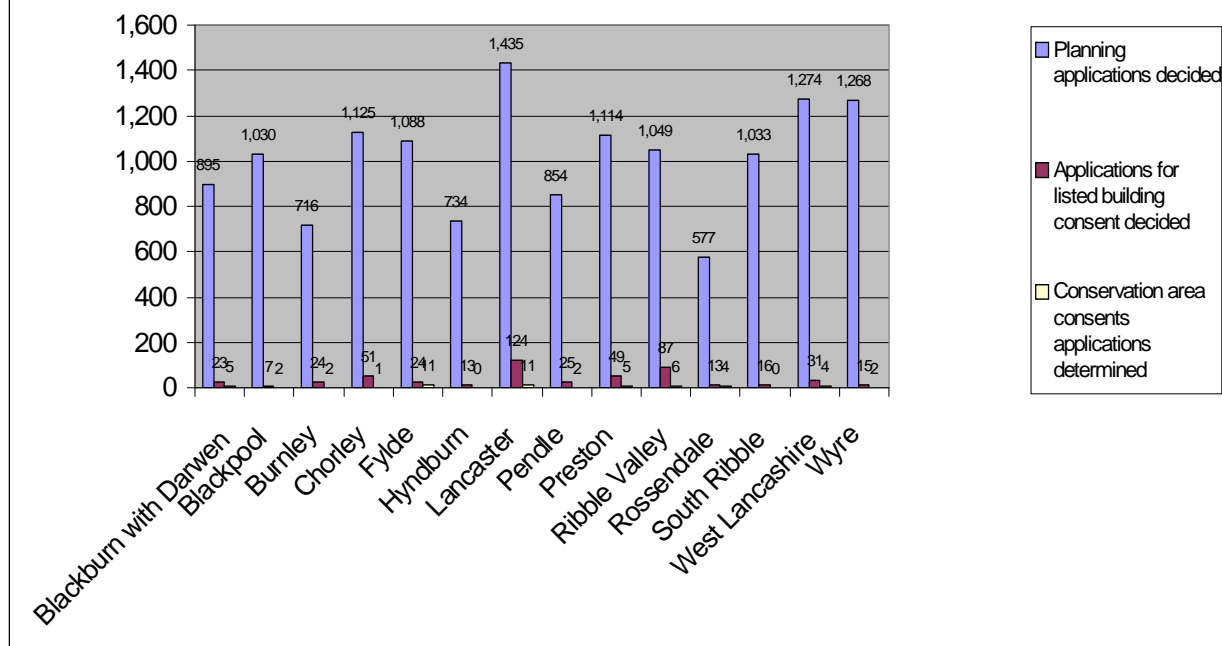
Planning Applications

- There were 14,192 (14,097) planning applications decided by local authorities in Lancashire in 2007/08 (2006/07 figures in brackets), of which 502, 3.5% (366) were for listed building consent, 55 (63) were conservation area consents and 9 (12) were for scheduled monument consent. In addition the Garden History Society were consulted on 12 (18) planning applications affecting registered parks and gardens. English Heritage were consulted on 240 (148) planning cases in total in Lancashire in 2007/08, an increase of 92 (62%) on the 2006/07 total.

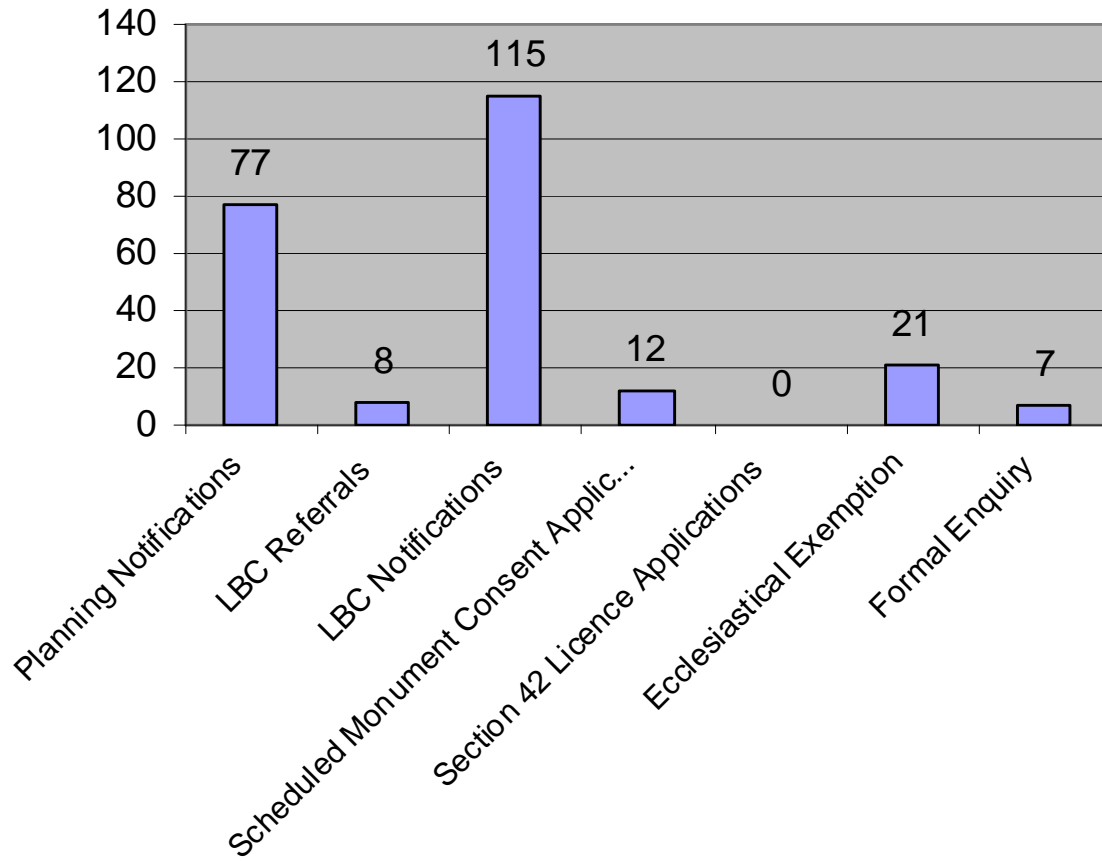
Local planning authority decisions on all applications, listed building consents and conservation area consents, 2007/08

Local Planning Authority	Planning applications decided	Applications for listed building consent decided	Conservation area consents applications determined
Lancashire			
Blackburn with Darwen	895	23	5
Blackpool	1,030	7	2
Burnley	716	24	2
Chorley	1,125	51	1
Fylde	1,088	24	11
Hyndburn	734	13	0
Lancaster	1,435	124	11
Pendle	854	25	2
Preston	1,114	49	5
Ribble Valley	1,049	87	6
Rossendale	577	13	4
South Ribble	1,033	16	0
West Lancashire	1,274	31	4
Wyre	1,268	15	2
Total	14,192	502	55

Lancashire local planning authority decisions on all applications, listed building consents and conservation area consents, 2007/08



Notifications to EH from Lancashire 2007/08



The graph left shows the range and number of planning casework cases dealt with by English Heritage in 2007/08 in Lancashire. The greatest number was for cases involving listed building notifications with the second highest being planning applications affecting the historic environment

Environmental Stewardship

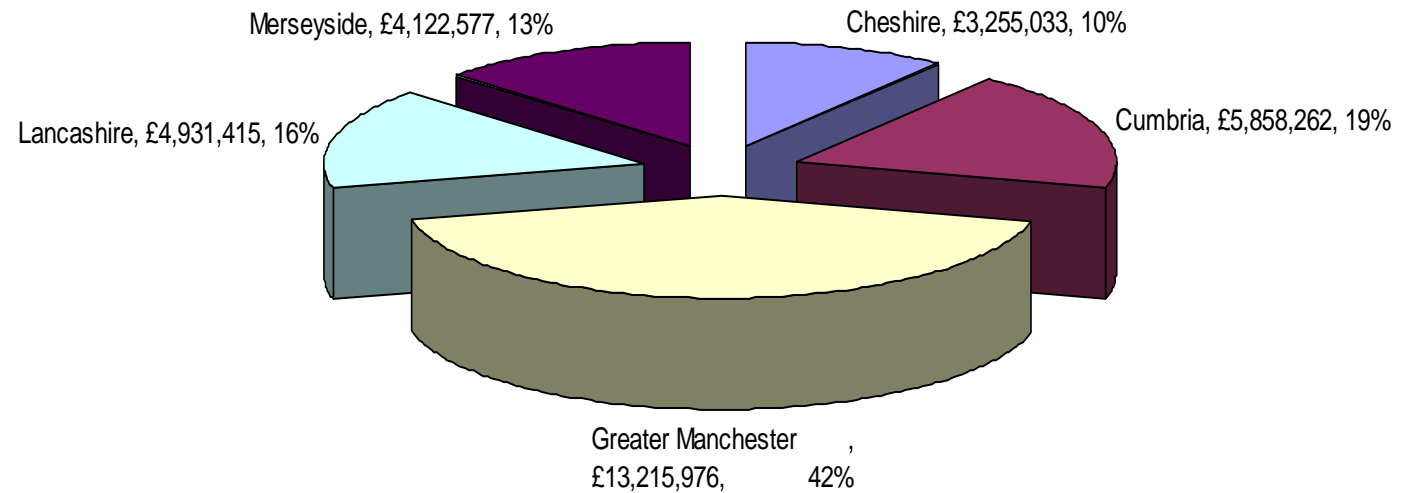
- Natural England, on behalf of Defra, administers Environmental Stewardship (ES), which is a grant scheme for farmers carrying out environmental management on their holdings. Two of the aims of ES are to *'maintain and enhance landscape character'* and *'protect the historic environment'* with management payments for a range of works beneficial to archaeological sites and traditional farm buildings. In Lancashire there were 171 entry level schemes created in 2007/08 and 10 higher level schemes finalised, covering a total of 19,289 hectares; 20% of the land under stewardship in the region is in Lancashire.

	Applications Received	ELS/OELS Agreements Created	HLS Agreements Offered	HLS Agreements Finalised	Agreements Currently Live	ELS/OELS Area under Agreement	Organic Area under Agreement	ELS/OELS First Year Value	HLS Area under Agreement	HLS First Year Value	Application Rejected / Withdrawn Declined
Lancashire	206	171	12	10	176	17,475.59	0.00	446,713.33	1,813.93	140,628.37	9
Entry Level Stewardship	182	171	0	0	166	14,692.24	0.00	407,361.05	0.00	0.00	6
Entry Level plus Higher Level Stewardship	19	0	12	10	10	2,783.35	0.00	39,352.28	1,813.93	140,628.37	2
Organic Entry Level Stewardship	3	0	0	0	0	0.00	0.00	0.00	0.00	0.00	1
Organic Entry Level plus Higher Level Stewardship	2	0	0	0	0	0.00	0.00	0.00	0.00	0.00	0

Investing in the Historic Environment

- The Heritage Lottery Fund (HLF) awarded grants of £4,931,415 in Lancashire during 2007-08. Since 1993 a total of 538 heritage projects have been supported by the HLF in the county. English Heritage spent £1,177,471 in Lancashire in 2007/08 (including the Regional Grants Places of Worship scheme run jointly with the HLF). This was 21% of EH's spending in the region.

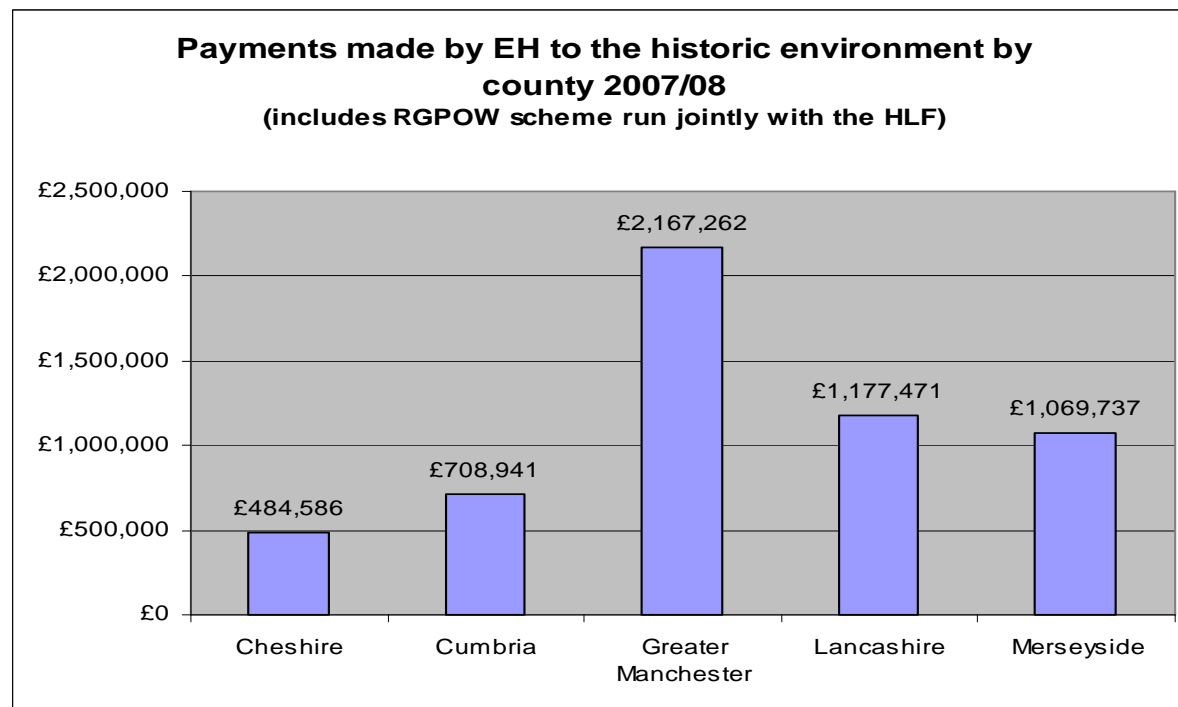
Value of HLF awards in 2007/08



English Heritage grant spending in Lancashire in 2007/08

Lancashire		
area scheme	FLEETWOOD HERS	4,350
area scheme	BARNOLDSWICK HERS	17,655
area scheme	ST ANNES ON SEA, HERS	20,026
place of worship	HOLY TRINITY, TUNSTEAD	2,079
place of worship	ST MICHAEL'S, KIRKHAM	157,835
place of worship	ST PETER'S, DARWEN	79,612
place of worship	BESSES URC, WHITEFIED	4,915
place of worship	HOLY TRINITY, BLACKPOOL	12,500
area scheme	BARNOLDSWICK HERS	265
area scheme	FLEETWOOD HERS	15,000
place of worship	HOLY TRINITY, TUNSTEAD	28,000
capacity building	EAST LANCASHIRE DESIGN & HERITAGE POST	20,000
place of worship	OUR LADY & ST HUBERT, GREAT HARWOOD	38,000
place of worship	BESSES URC, WHITEFIED	77,000
place of worship	ST PETER'S, DARWEN	25,262
place of worship	ST PETER'S, DARWEN	46,388
place of worship	HOLY TRINITY, BLACKPOOL	121,500
area scheme	WHITEFIELD ENABLING PSICA	14,944

place of worship	ST THOMAS & ST ELIZABETH, THURNHAM	10,119
area scheme	ST ANNES ON SEA, HERS	24,227
area scheme	STREAM & STEAM	8,584
place of worship	ST MICHAEL'S, KIRKHAM	142,051
place of worship	HOLY TRINITY, TUNSTEAD	24,604
place of worship	OUR LADY & ST HUBERT, GREAT HARWOOD	27,386
place of worship	BESSES URC, WHITEFIED	1,750
place of worship	INDEPENDENT METHODIST CHURCH, BARNOLDSWICK	1,465
place of worship	INDEPENDENT METHODIST CHURCH, BARNOLDSWICK	3,500
place of worship	HOLY TRINITY, BLACKPOOL	57,965
listed building	THANKSGIVING SHRINE OF OUR LADY OF LOURDES	21,168
place of worship	ST WALBURGE'S, PRESTON	5,500
place of worship	ST JAMES, KIRK	3,090
listed building	THANKSGIVING SHRINE OF OUR LADY OF LOURDES	21,168
area scheme	BLACKBURN TOWN CENTRE PSICA	36,709
place of worship	BESSES URC, WHITEFIED	69,300
place of worship	THANKSGIVING SHRINE OF OUR LADY OF LOURDES	9,878
Total		1,177,471



The graph left shows the distribution of English Heritage grant aid (including the grants awarded jointly with the HLF under the Repair Grants for Places of Worship scheme). Clearly Greater Manchester received far more than any other county in the North West. This partly reflects the number of its historic assets (mainly buildings and places of worship) and also that there were several large grants awarded to a couple of places.

Building Preservation Trusts

- Lancashire has 3 Building Preservation Trusts (BPTs) based in the county with 14 active schemes between them. The Friends of the Midland Hotel in Morecambe attracted around 3,000 visitors on the first day of opening the hotel scheme and regularly has around 3,600 each subsequent weekend; they have 11 volunteers. Also in Morecambe is the Winter Gardens where the BPT has an active scheme with 1 full time employee and 30 volunteers. The largest BPT in the whole region is the Heritage Trust for the North West, based in Lancashire. It has 13 active schemes, 37 full time and 27 part time employees generating a turnover of around £100,000 annually. Their sites attract around 150,000 visitors annually and they have 479 volunteers working with them.

Name of BPT in the North West	Active scheme	No of FT Employees	No of PT Employees	Value £ annually	No. of Visitors	No. of volunteers
Friends of the Midland Hotel	1	-	-	2m	3000 on first day of opening and 3600 each weekend	11
Heritage Trust for the North West	13	37	27	100,000	150,000 to all sites	479
Winter Gardens, Morecambe	1	1	?			30

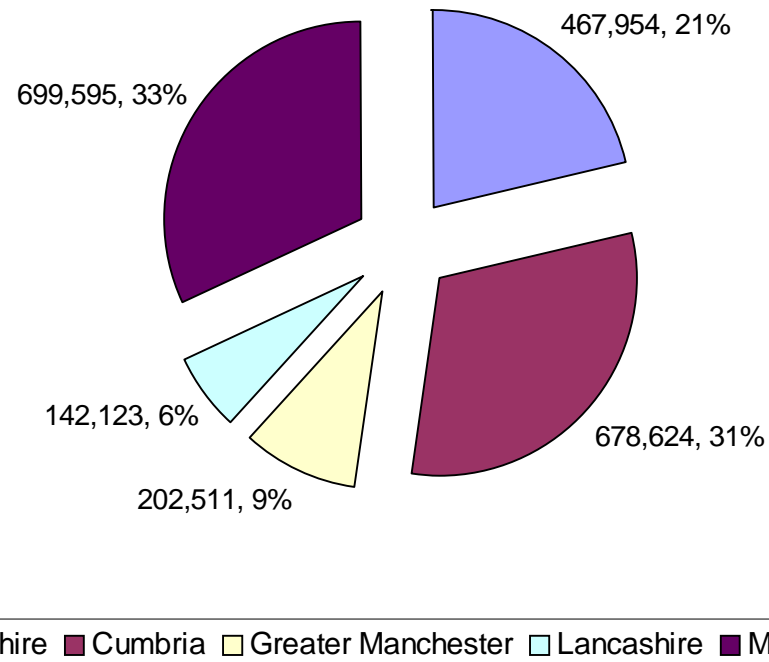
3. Enjoying the historic environment

Visits to Heritage Sites

- There are no English Heritage staffed sites in Lancashire, just 2 pay for entry National trust sites and 17 historic houses which are members of the Historic Houses Association (HHA) of which 9 are open to the public. In 2007/08 there were 142,123 visits in total to these National Trust (NT) and HHA properties; 54,618 to the NT properties and 87,505 to HHA houses. There are 469 friends of the HHA in Lancashire.

Numbers of visitors to pay for entry historic sites belonging to the National Trust, English Heritage and the Historic Houses Association	
	2007/08
Lancashire	
National Trust pay for entry sites	
Gawthorpe Hall	12,825
Rufford Old Hall	41,793
Total National Trust	54,618
English Heritage staffed sites	
	0
Total English Heritage	0
Historic House Association open houses	
9 houses	87,505
Total HHA	87,505
Total visitors	142,123

Visitors to pay for entry sites belonging to the NT, EH and HHA 2007/08



Educational Visits to Heritage Sites

- With most of historic environment freely available it is difficult to quantify formal education visits to it; the number of education visits to the NT and HHA properties in Lancashire is unknown.

Heritage Open Days

- For a long weekend in September, Heritage Open Days events open historic places free of charge that are usually closed to the public. In 2007 there were over 75 events in Lancashire, involving approximately 164 members of staff and 861 volunteers.

If you would like this document in a different format, please contact our
Customer Services department:
Telephone: 0870 333 1181
Fax: 01793 414926
Textphone: 01793 414878
E-mail: customers@english-heritage.org.uk