

Group admission prices & site opening times 2026/27

Planning your visit

Admission Prices

2026/2027 season admission prices are valid from 28 March 2026 until 16 March 2027. General admission prices (before group discount) for adult, concession and children are shown for each property. Concession prices apply to senior citizens (65+), jobseekers showing relevant ID and students with a student ID card. English Heritage members are admitted free of charge.

For groups of 15 or more paying visitors we offer a 10% discount across all sites. English Heritage Members, tour leaders and coach drivers do not count towards the group totals. You also receive:

- free entry for one tour leader
- free entry for one coach driver

Special prices may apply at certain English Heritage events.

Advance Booking

Pre-booking your visit is essential. Please make your bookings using our new **Group Ticketing and Bookings Portal**. You will need to register, or log-in to access.

Please note that the last admission at most of our sites is 30 minutes to 1 hour before closing time (Stonehenge 1.5hrs).

Catering

Many of our properties have cafés or restaurants. If you have any catering requirements, please ask.

Shops

We offer a range of souvenirs, gifts and books at many of our sites. Guidebooks are on sale at almost all our properties and may also be purchased as part of your booking.

Group Visits Guide

Our Group Visits Guide is packed full of inspiration for your next group day out. You can download your copy from www.english-heritage.org.uk/traveltrade.

If you have any queries, please contact our travel trade team: traveltrade@english-heritage.org.uk

Index

A	Page	G	R
Apsley House	6	Gainsborough Old Hall	17
Audley End House & Gardens	15	Goodrich Castle	20
B		Grime's Graves Prehistoric Flint Mine	16
Barnard Castle	29	H	
1066 Battle of Hastings, Abbey & Battlefield	7	Hadrian's Wall	27-28
Beeston Castle & Woodland Park	26	Helmsley Castle	24
Belsay Hall, Castle & Gardens	28	Housesteads Roman Fort	27
Berry Pomeroy Castle	13	J	
Birdoswald Roman Fort	27	Jewel Tower	5
Bolsover Castle	17	K	
Boscobel House & the Royal Oak	20	Kenilworth Castle & Elizabethan Garden	19
Brodsworth Hall & Gardens	21	Kenwood	4
C		Kirby Hall	17
Carisbrooke Castle	8	L	
Carlisle Castle	25	Lanercost Priory	26
Castle Acre Priory	16	Lindisfarne Priory	29
Chesters Roman Fort & Museum	28	Lullingstone Roman Villa	11
Chiswick House & Gardens	4	M	
Cleeve Abbey	13	Marble Hill	5
Clifford's Tower	21	Middleham Castle	25
Conisbrough Castle	24	Mount Grace Priory, House & Gardens	22
Corbridge Roman Town	28	O	
D		Old Sarum	11
Dartmouth Castle	13	Old Wardour Castle	14
Deal Castle	10	Osborne	7
Dover Castle	8	P	
Down House – (Home of Charles Darwin)	5	Pendennis Castle	12
E		Pevensey Castle	9
Eltham Palace & Gardens	4	Peveril Castle	18
F		Pickering Castle	24
Farleigh Hungerford Castle	14	Portchester Castle	9
Framlingham Castle	15	Portland Castle	12
Furness Abbey	26		
</			

Property	Admission prices 2026/27 (Before 10% group discount)			Opening times 2026/27	
	Adult	Concession	Child		
London					
Kenwood					
General admission	Free	Free	Free	House	
House and Estate tour	£22.70	£20.90	£11.30	28 Mar – 24 Oct, daily10am – 5pm	
Other tours	£18.10	£16.30	£9.00	25 Oct – 16 Mar, daily10am – 4pm	
				24 – 26 DecClosed	
				Café	
				28 Mar – 30 Sep, daily9am – 6pm	
				1 Oct – 24 Oct, daily9am – 5pm	
				25 Oct – 31 Jan, daily9am – 4pm	
				1 Feb – 26 Mar, daily9am – 5pm	
				24 – 26 DecClosed	
Chiswick House & Gardens					
	–	–	–	Chiswick House is available for private group tours all year round. Please check http://www.chiswickhouseandgardens.org.uk/groups for rates and email groups@chgt.org.uk to book	
Eltham Palace & Gardens					
Super Saver 28 Mar – 22 May and 1 Sep – 1 Nov, Mon – Fri 2 Nov – 16 Mar, daily	£15.38	£13.85	£7.65	28 Mar – 24 Oct, daily10am – 5pm	
				25 Oct – 1 Nov, daily10am – 4pm	
Saver 28 Mar – 22 May and 1 Sep – 1 Nov, Sat – Sun and bank holidays 23 May – 31 Aug, Mon – Fri	£17.00	£15.38	£8.50	2 Nov – 23 Dec, Sat – Sun10am – 4pm	
				27 Dec – 1 Jan, daily10am – 4pm	
Standard 23 May – 31 Aug, Sat – Sun and bank holidays	£19.29	£17.76	£9.60	2 Jan – 12 Feb, Sat – Sun10am – 4pm	
				13 – 21 Feb, daily10am – 4pm	
				22 Feb – 16 Mar, Wed – Sun10am – 4pm	
				24 – 26 DecClosed	

Property	Admission prices 2026/27 (Before 10% group discount)			Opening times 2026/27	
	Adult	Concession	Child		
London					
Jewel Tower					
Super Saver 28 Mar – 22 May and 1 Sep – 1 Nov, Mon – Fri 2 Nov – 16 Mar, daily	£6.88	£6.12	£3.40	28 Mar – 24 Oct, daily	10am – 5pm
				25 Oct – 1 Nov, daily	10am – 4pm
	Saver 28 Mar – 22 May and 1 Sep – 1 Nov, Sat – Sun and bank holidays 23 May – 31 Aug, Mon – Fri	£7.65	£6.88	£3.82	2 Nov – 12 Feb, Sat – Sun
Standard 23 May – 31 Aug, Sat – Sun and bank holidays	£8.50	£7.65	£4.25	13 – 21 Feb, daily	10am – 4pm
				22 Feb – 16 Mar, Sat – Sun	10am – 4pm
					24 – 26 Dec
Marble Hill					
General admission	Free	Free	Free	House	
House and Park tour	£22.70	£20.90	£11.30	28 Mar – 24 Oct, Wed – Sun and bank holidays	10am – 5pm
				25 Oct – 1 Nov, Wed – Sun	10am – 4pm
				2 Nov – 16 Mar	Closed
				Park	
				29 Mar – 16 Mar, daily	7am – dusk
				Café	
				28 Mar – 1 Nov, daily	8am – 5pm
				2 – 30 Nov, daily	8am – 4pm
				1 Dec – 1 Feb, daily	8am – 3:30pm
				2 Feb- 16 Mar, daily	8am – 4pm
				Exclusive pre-booked access for groups available on Tuesdays.	
Home of Charles Darwin, Down House					
Super Saver 28 Mar – 22 May and 1 Sep – 1 Nov, Mon – Fri 2 Nov – 16 Mar, daily	£15.38	£13.85	£7.65	28 Mar – 24 Oct, daily	10am – 5pm
				25 Oct – 1 Nov, daily	10am – 4pm
	Saver 28 Mar – 22 May and 1 Sep – 1 Nov, Sat – Sun and bank holidays 23 May – 31 Aug, Mon – Fri	£17.00	£15.38	£8.50	2 Nov – 12 Feb, Sat – Sun
Standard 23 May – 31 Aug, Sat – Sun and bank holidays	£19.29	£17.76	£9.60	13 – 21 Feb, daily	10am – 4pm
				22 Feb – 16 Mar, Sat – Sun	10am – 4pm
					24 – 26 Dec

Property	Admission prices 2026/27 (Before 10% group discount)			Opening times 2026/27	
	Adult	Concession	Child		

London

Apsley House					
Super Saver <i>28 Mar – 22 May and 1 Sep – 1 Nov, Mon – Fri</i> <i>2 Nov – 16 Mar, daily</i> Saver <i>28 Mar – 22 May and 1 Sep – 1 Nov, Sat – Sun and bank holidays</i> <i>23 May – 31 Aug, Mon – Fri</i> Standard <i>23 May – 31 Aug, Sat – Sun and bank holidays</i>	£10.79	£10.03	£5.35	28 Mar – 23 Dec, Wed – Sun and bank holidays	11am – 5pm
	£12.32	£11.56	£6.12	2 Jan – 16 Mar, Sat – Sun	11am – 4pm
	£13.85	£13.09	£6.88	24 Dec – 1 Jan	Closed

Wellington Arch

Super Saver <i>28 Mar – 22 May and 1 Sep – 1 Nov, Mon – Fri</i> <i>2 Nov – 16 Mar, daily</i> Saver <i>28 Mar – 22 May and 1 Sep – 1 Nov, Sat – Sun and bank holidays</i> <i>23 May – 31 Aug, Mon – Fri</i> Standard <i>23 May – 31 Aug, Sat – Sun and bank holidays</i>	£6.88	£6.12	£3.40	28 Mar – 25 Oct, Wed – Sun and bank holidays	10am – 5pm
	£7.65	£6.88	£3.82	25 Oct – 16 Mar, Wed – Sun	10am – 4pm
	£8.50	£7.65	£4.25	24 – 26 Dec	Closed

Property	Admission prices 2026/27 (Before 10% group discount)			Opening times 2026/27
	Adult	Concession	Child	

South East

Osborne				
Super Saver <i>28 Mar – 22 May and 1 Sep – 1 Nov, Fri – Sat</i> <i>2 Nov – 16 Mar, daily</i> Saver <i>28 Mar – 22 May and 1 Sep – 1 Nov, Sun – Thu</i> <i>23 May – 31 Aug, Fri – Sat</i> Standard <i>23 May – 31 Aug, Sun – Thu</i>	£20.06	£18.53	£10.03	House and Grounds <hr/> <div>28 Mar – 24 Oct, daily10am – 5pm</div> <hr/> <div>25 Oct – 1 Nov, daily10am – 4pm</div> <hr/> <div>2 – 6 NovClosed</div> <hr/> Ground Floor House & Grounds only <hr/> <div>7 Nov – 23 Dec, Wed – Sun10am – 4pm</div> <hr/> <div>27 Dec – 1 Jan, daily10am – 4pm</div> <hr/> <div>2 Jan – 12 Feb, Sat – Sun10am – 4pm</div> <hr/> <div>13 – 21 Feb, daily10am – 4pm</div> <hr/> <div>22 Feb – 16 Mar, Wed – Sun10am – 4pm</div> <hr/> <div>24 – 26 DecClosed</div> <hr/>
	£21.59	£20.06	£10.79	
	£24.65	£22.35	£12.32	

1066 Battle of Hastings, Abbey & Battlefield				
Super Saver <i>28 Mar – 22 May and 1 Sep – 1 Nov, Mon – Fri</i> <i>2 Nov – 16 Mar, daily</i> Saver <i>28 Mar – 22 May and 1 Sep – 1 Nov, Sat – Sun and bank holidays</i> <i>23 May – 31 Aug, Mon – Fri</i> Standard <i>23 May – 31 Aug, Sat – Sun and bank holidays</i>	£13.85	£13.09	£6.88	<div>28 Mar – 24 Oct, daily10am – 5pm</div> <hr/> <div>25 Oct – 1 Nov, daily10am – 4pm</div> <hr/> <div>2 Nov – 23 Dec, Sat – Sun10am – 4pm</div> <hr/> <div>27 Dec – 1 Jan, daily10am – 4pm</div> <hr/> <div>2 Jan – 12 Feb, Sat – Sun10am – 4pm</div> <hr/> <div>13 – 21 Feb, daily10am – 4pm</div> <hr/> <div>22 Feb – 16 Mar, Wed – Sun10am – 4pm</div> <hr/> <div>24 – 26 DecClosed</div> <hr/>
	£15.38	£13.85	£7.65	
	£17.00	£15.38	£8.50	

Property	Admission prices 2026/27 (Before 10% group discount)			Opening times 2026/27	
	Adult	Concession	Child		

South East

Carisbrooke Castle

<p>Super Saver 28 Mar – 22 May and 1 Sep – 1 Nov, Fri – Sat 2 Nov – 16 Mar, daily</p> <p>Saver 28 Mar – 22 May and 1 Sep – 1 Nov, Sun – Thu 23 May – 31 Aug, Fri – Sat</p> <p>Standard 23 May – 31 Aug, Sun – Thu</p>	£12.32	£11.56	£6.12	28 Mar – 24 Oct, daily	10am – 5pm
				25 Oct – 1 Nov, daily	10am – 4pm
				2 Nov – 23 Dec, Sat – Sun	10am – 4pm
	£13.85	£13.09	£6.88	27 Dec – 1 Jan, daily	10am – 4pm
				2 Jan – 12 Feb, Sat – Sun	10am – 4pm
	£15.38	£13.85	£7.65	13 – 21 Feb, daily	10am – 4pm
				22 Feb – 16 Mar, Wed – Sun	10am – 4pm
				24 – 26 Dec	Closed

Dover Castle

<p>Super Saver 28 Mar – 22 May and 1 Sep – 1 Nov, Mon – Fri 2 Nov – 16 Mar, daily</p> <p>Saver 28 Mar – 22 May and 1 Sep – 1 Nov, Sat – Sun and bank holidays 23 May – 31 Aug, Mon – Fri</p> <p>Standard 23 May – 31 Aug, Sat – Sun and bank holidays</p>	£24.65	£22.35	£12.32	28 Mar – 24 Oct, daily	10am – 5pm
				25 Oct – 1 Nov, daily	10am – 4pm
				2 Nov – 23 Dec, Sat – Sun	10am – 4pm
	£27.03	£24.65	£13.51	27 Dec – 1 Jan, daily	10am – 4pm
				2 Jan – 12 Feb, Sat – Sun	10am – 4pm
	£29.32	£27.03	£14.62	13 – 21 Feb, daily	10am – 4pm
				22 Feb – 16 Mar, Wed – Sun	10am – 4pm
				24 – 26 Dec	Closed

Property	Admission prices 2026/27 (Before 10% group discount)			Opening times 2026/27	
	Adult	Concession	Child		
South East					
Walmer Castle & Gardens					
Super Saver 28 Mar – 22 May and 1 Sep – 1 Nov, Mon – Fri 2 Nov – 16 Mar, daily	£13.85	£13.09	£6.88	28 Mar – 9 Jul, daily	10am – 5pm
				10 – 12 Jul	Closed
Saver 28 Mar – 22 May and 1 Sep – 1 Nov, Sat – Sun and bank holidays 23 May – 31 Aug, Mon – Fri	£15.38	£13.85	£7.65	13 Jul – 24 Oct, daily	10am – 5pm
				25 Oct – 1 Nov, daily	10am – 4pm
Standard 23 May – 31 Aug, Sat – Sun and bank holidays	£17.00	£15.38	£8.50	2 Nov – 23 Dec, Sat – Sun	10am – 4pm
				27 Dec – 1 Jan, daily	10am – 4pm
				2 Jan – 12 Feb, Sat – Sun	10am – 4pm
				13 – 21 Feb, daily	10am – 4pm
				22 Feb – 16 Mar, Wed – Sun	10am – 4pm
				24 – 26 Dec	Closed
				Site closed one weekend in summer when the Lord Warden is in residence. See website for latest information.	
Pevensey Castle					
Super Saver 28 Mar – 22 May and 1 Sep – 1 Nov, Mon – Fri 2 Nov – 16 Mar, daily	£7.65	£6.88	£3.82	28 Mar – 24 Oct, daily	10am – 5pm
				25 Oct – 1 Nov, daily	10am – 4pm
Saver 28 Mar – 22 May and 1 Sep – 1 Nov, Sat – Sun and bank holidays 23 May – 31 Aug, Mon – Fri	£8.50	£7.65	£4.25	2 Nov – 16 Mar	Closed
Standard 23 May – 31 Aug, Sat – Sun and bank holidays	£9.26	£8.50	£4.59		
Portchester Castle					
Super Saver 28 Mar – 22 May and 1 Sep – 1 Nov, Mon – Fri 2 Nov – 16 Mar, daily	£8.50	£7.65	£4.25	28 Mar – 24 Oct, daily	10am – 5pm
				25 Oct – 1 Nov, daily	10am – 4pm
Saver 28 Mar – 22 May and 1 Sep – 1 Nov, Sat – Sun and bank holidays 23 May – 31 Aug, Mon – Fri	£9.26	£8.50	£4.59	2 Nov – 16 Mar	Closed
Standard 23 May – 31 Aug, Sat – Sun and bank holidays	£10.79	£10.03	£5.35		

Property	Admission prices 2026/27 (Before 10% group discount)			Opening times 2026/27	
	Adult	Concession	Child		
South East					
St Augustine’s Abbey					
Super Saver 28 Mar – 22 May and 1 Sep – 1 Nov, Mon – Fri 2 Nov – 16 Mar, daily	£9.26	£8.50	£4.59	28 Mar – 24 Oct, daily	10am – 5pm
Saver 28 Mar – 22 May and 1 Sep – 1 Nov, Sat – Sun and bank holidays 23 May – 31 Aug, Mon – Fri	£10.79	£10.03	£5.35	25 Oct – 1 Nov, daily	10am – 4pm
				2 Nov – 12 Feb, Sat – Sun	10am – 4pm
				13 – 21 Feb, daily	10am – 4pm
Standard 23 May – 31 Aug, Sat – Sun and bank holidays	£12.32	£11.56	£6.12	22 Feb – 16 Mar, Sat – Sun	10am – 4pm
				24 – 26 Dec	Closed
Yarmouth Castle					
Super Saver 28 Mar – 22 May and 1 Sep – 1 Nov, Fri – Sat 2 Nov – 16 Mar, daily	£6.88	£6.12	£3.40	28 Mar – 24 Oct, daily	10am – 5pm
Saver 28 Mar – 22 May and 1 Sep – 1 Nov, Sun – Thu 23 May – 31 Aug, Fri – Sat	£7.65	£6.88	£3.82	25 Oct – 1 Nov, daily	10am – 4pm
				2 Nov – 16 Mar	Closed
Standard 23 May – 31 Aug, Sun – Thu	£8.50	£7.65	£4.25		
Richborough Roman Fort & Ampitheatre					
Super Saver 28 Mar – 22 May and 1 Sep – 1 Nov, Mon – Fri 2 Nov – 16 Mar, daily	£8.50	£7.65	£4.25	28 Mar – 24 Oct, daily	10am – 5pm
Saver 28 Mar – 22 May and 1 Sep – 1 Nov, Sat – Sun and bank holidays 23 May – 31 Aug, Mon – Fri	£9.26	£8.50	£4.59	25 Oct – 1 Nov, daily	10am – 4pm
				2 Nov – 16 Mar	Closed
Standard 23 May – 31 Aug, Sat – Sun and bank holidays	£10.79	£10.03	£5.35		
Deal Castle					
Super Saver 28 Mar – 22 May and 1 Sep – 1 Nov, Mon – Fri 2 Nov – 16 Mar, daily	£8.50	£7.65	£4.25	28 Mar – 24 Oct, daily	10am – 5pm
Saver 28 Mar – 22 May and 1 Sep – 1 Nov, Sat – Sun and bank holidays 23 May – 31 Aug, Mon – Fri	£9.26	£8.50	£4.59	25 Oct – 1 Nov, daily	10am – 4pm
				2 Nov – 23 Dec, Sat – Sun	10am – 4pm
				27 Dec – 1 Jan, daily	10am – 4pm
				2 Jan – 12 Feb, Sat – Sun	10am – 4pm
Standard 23 May – 31 Aug, Sat – Sun and bank holidays	£10.79	£10.03	£5.35	13 – 21 Feb, daily	10am – 4pm
				22 Feb – 16 Mar, Wed – Sun	10am – 4pm
				24 – 26 Dec	Closed

Property	Admission prices 2026/27 (Before 10% group discount)			Opening times 2026/27	
	Adult	Concession	Child		
South East					
Lullingstone Roman Villa					
Super Saver 28 Mar – 22 May and 1 Sep – 1 Nov, Mon – Fri 2 Nov – 16 Mar, daily	£9.26	£8.50	£4.59	28 Mar – 24 Oct, daily	10am – 5pm
				25 Oct – 1 Nov, daily	10am – 4pm
				2 Nov – 16 Mar	Closed
Saver 28 Mar – 22 May and 1 Sep – 1 Nov, Sat – Sun and bank holidays 23 May – 31 Aug, Mon – Fri	£10.79	£10.03	£5.35		
Standard 23 May – 31 Aug, Sat – Sun and bank holidays	£12.32	£11.56	£6.12		
South West					
Stonehenge					
Super Saver 28 Mar – 1 May and 28 Sep – 16 Mar, Mon – Fri	£24.65	£22.35	£12.32	28 Mar – 6 Sep, daily	9.30am – 6pm*
				7 Sep – 16 Mar, daily	9.30am – 5pm*
				25 Dec	Closed
Saver 28 Mar – 1 May, Sat – Sun and bank holidays, 2 May – 27 Sep, Mon – Fri, 28 Sep – 16 Mar, Sat – Sun	£27.03	£24.65	£13.51	*Opening times on the summer solstice (21 June) and the winter solstice (22 Dec) are subject to change. Please refer to our website for details.	
Standard 2 May – 27 Sep, Sat – Sun and bank holidays	£29.32	n/a	£14.62		
Old Sarum					
Super Saver 28 Mar – 22 May and 1 Sep – 1 Nov, Mon – Fri 2 Nov – 16 Mar, daily	£6.88	£6.12	£3.40	28 Mar – 24 Oct, daily	10am – 5pm
				25 Oct – 16 Mar, daily	10am – 4pm
				24 – 26 Dec	Closed
Saver 28 Mar – 22 May and 1 Sep – 1 Nov, Sat – Sun and bank holidays 23 May – 31 Aug, Mon – Fri	£7.65	£6.88	£3.82		
Standard 23 May – 31 Aug, Sat – Sun and bank holidays	£8.50	£7.65	£4.25		
Visit our bookings portal					
www.english-heritage.org.uk/traveltrade 11					

Property	Admission prices 2026/27 (Before 10% group discount)			Opening times 2026/27	
	Adult	Concession	Child		
South West					
Pendennis Castle					
Super Saver 28 Mar – 22 May and 1 Sep – 1 Nov, Fri – Sat 2 Nov – 16 Mar, daily	£12.32	£11.56	£6.12	28 Mar – 24 Oct, daily	10am – 5pm
				25 Oct – 1 Nov, daily	10am – 4pm
Saver 28 Mar – 22 May and 1 Sep – 1 Nov, Sun – Thu 23 May – 31 Aug, Fri – Sat	£13.85	£13.09	£6.88	2 Nov – 23 Dec, Sat – Sun	10am – 4pm
				27 Dec – 1 Jan, daily	10am – 4pm
Standard 23 May – 31 Aug, Sun – Thu	£15.38	£13.85	£7.65	2 Jan – 12 Feb, Sat – Sun	10am – 4pm
				13 – 21 Feb, daily	10am – 4pm
				22 Feb – 16 Mar, Wed – Sun	10am – 4pm
				24 – 26 Dec	Closed
Portland Castle					
Super Saver 28 Mar – 22 May and 1 Sep – 1 Nov, Fri – Sat 2 Nov – 16 Mar, daily	£7.65	£6.88	£3.82	28 Mar – 24 Oct, daily	10am – 5pm
				25 Oct – 1 Nov, daily	10am – 4pm
Saver 28 Mar – 22 May and 1 Sep – 1 Nov, Sun – Thu 23 May – 31 Aug, Fri – Sat	£8.50	£7.65	£4.25	2 Nov – 16 Mar	Closed
Standard 23 May – 31 Aug, Sun – Thu	£9.26	£8.50	£4.59		
Tintagel Castle					
Super Saver 28 Mar – 22 May and 1 Sep – 1 Nov, Fri – Sat 2 Nov – 16 Mar, daily	£15.38	£13.85	£7.65	28 Mar – 24 Oct, daily	10am – 5pm
				25 Oct – 1 Nov, daily	10am – 4pm
Saver 28 Mar – 22 May and 1 Sep – 1 Nov, Sun – Thu 23 May – 31 Aug, Fri – Sat	£17.00	£15.38	£8.50	2 – 30 Nov, Wed – Sun	10am – 4pm
				1 – 23 Dec, Fri – Sun	10am – 4pm
Standard 23 May – 31 Aug, Sun – Thu	£19.29	£17.76	£9.60	27 Dec – 1 Jan, daily	10am – 4pm
				2 Jan – 12 Feb, Fri – Sun	10am – 4pm
				13 – 21 Feb, daily	10am – 4pm
				22 Feb – 16 Mar, Wed – Sun	10am – 4pm
				24 – 26 Dec	Closed

Property	Admission prices 2026/27 (Before 10% group discount)			Opening times 2026/27	
	Adult	Concession	Child		
South West					
Berry Pomeroy Castle					
Super Saver 28 Mar – 22 May and 1 Sep – 1 Nov, Fri – Sat 2 Nov – 16 Mar, daily	£7.65	£6.88	£3.82	28 Mar – 30 Sep, daily	10am – 5pm
				1 Oct – 1 Nov, daily	10am – 4pm
				2 Nov – 12 Feb	Closed
Saver 28 Mar – 22 May and 1 Sep – 1 Nov, Sun – Thu 23 May – 31 Aug, Fri – Sat	£8.50	£7.65	£4.25	13 – 21 Feb, daily	10am – 4pm
				22 Feb – 16 Mar, Sat – Sun	10am – 4pm
Standard 23 May – 31 Aug, Sun – Thu	£9.26	£8.50	£4.59		
Cleeve Abbey					
Super Saver 28 Mar – 22 May and 1 Sep – 1 Nov, Fri – Sat 2 Nov– 16 Mar, daily	£6.88	£6.12	£3.40	28 Mar – 24 Oct, Wed – Sun and bank holidays	10am – 5pm
				25 Oct – 1 Nov, Wed – Sun	10am – 4pm
				2 Nov – 16 Mar	Closed
Saver 28 Mar – 22 May and 1 Sep – 1 Nov, Sun – Thu 23 May – 31 Aug, Fri – Sat	£7.65	£6.88	£3.82		
Standard 23 May – 31 Aug, Sun – Thu	£8.50	£7.65	£4.25		
Dartmouth Castle					
Super Saver 28 Mar – 22 May and 1 Sep – 1 Nov, Fri – Sat 2 Nov – 16 Mar, daily	£8.50	£7.65	£4.25	28 Mar – 24 Oct, daily	10am – 5pm
				25 Oct – 1 Nov, daily	10am – 4pm
				2 Nov – 12 Feb, Sat – Sun	10am – 4pm
Saver 28 Mar – 22 May and 1 Sep – 1 Nov, Sun – Thu 23 May – 31 Aug, Fri – Sat	£9.26	£8.50	£4.59	13 – 21 Feb, daily	10am – 4pm
				22 Feb – 16 Mar, Sat – Sun	10am – 4pm
Standard 23 May – 31 Aug, Sun – Thu	£10.79	£10.03	£5.35	24 – 26 Dec	Closed

Property	Admission prices 2026/27 (Before 10% group discount)			Opening times 2026/27	
	Adult	Concession	Child		
South West					
Totnes Castle					
Super Saver 28 Mar – 22 May and 1 Sep – 1 Nov, Fri – Sat 2 Nov – 16 Mar, daily	£6.12	£5.35	£3.06	28 Mar – 24 Oct, daily	10am – 5pm
				25 Oct – 1 Nov, daily	10am – 4pm
Saver 28 Mar – 22 May and 1 Sep – 1 Nov, Sun – Thu 23 May – 31 Aug, Fri – Sat	£6.88	£6.12	£3.40	2 Nov – 12 Feb	Closed
				13 – 21 Feb, daily	10am – 4pm
Standard 23 May – 31 Aug, Sun – Thu	£7.65	£6.88	£3.82	22 Feb – 16 Mar, Sat – Sun	10am – 4pm
Farleigh Hungerford Castle					
Super Saver 28 Mar – 22 May and 1 Sep – 1 Nov, Mon – Fri 2 Nov – 16 Mar, daily	£7.65	£6.88	£3.82	28 Mar – 24 Oct, daily	10am – 5pm
				25 Oct – 1 Nov, daily	10am – 4pm
Saver 28 Mar – 22 May and 1 Sep – 1 Nov, Sat – Sun and bank holidays 23 May – 31 Aug, Mon – Fri	£8.50	£7.65	£4.25	2 Nov – 12 Feb, Sat – Sun	10am – 4pm
				13 – 21 Feb, daily	10am – 4pm
Standard 23 May – 31 Aug, Sat – Sun and bank holidays	£9.26	£8.50	£4.59	22 Feb – 16 Mar, Sat – Sun	10am – 4pm
				24 – 26 Dec	Closed
Old Wardour Castle					
Super Saver 28 Mar – 22 May and 1 Sep – 1 Nov, Mon – Fri 2 Nov – 16 Mar, daily	£7.65	£6.88	£3.82	28 Mar – 24 Oct, daily	10am – 5pm
				25 Oct – 1 Nov, daily	10am – 4pm
Saver 28 Mar – 22 May and 1 Sep – 1 Nov, Sat – Sun and bank holidays 23 May – 31 Aug, Mon – Fri	£8.50	£7.65	£4.25	2 Nov – 12 Feb, Sat – Sun	10am – 4pm
				13 – 21 Feb, daily	10am – 4pm
Standard 23 May – 31 Aug, Sat – Sun and bank holidays	£9.26	£8.50	£4.59	22 Feb – 16 Mar, Sat – Sun	10am – 4pm
				24 – 26 Dec	Closed
St Mawes Castle					
Super Saver 28 Mar – 22 May and 1 Sep – 1 Nov, Fri – Sat	£8.50	£7.65	£4.25	28 Mar – 24 Oct, daily	10am – 5pm
				25 Oct – 1 Nov, daily	10am – 4pm
Saver 28 Mar – 22 May and 1 Sep – 1 Nov, Sun – Thu 23 May – 31 Aug, Fri – Sat	£9.26	£8.50	£4.59	2 Nov – 16 Mar	Closed
Standard 23 May – 31 Aug, Sun – Thu	£10.79	£10.03	£5.35		

Property	Admission prices 2026/27 (Before 10% group discount)			Opening times 2026/27
	Adult	Concession	Child	

East of England

Audley End House & Gardens

Super Saver 28 Mar – 22 May and 1 Sep – 1 Nov, Mon – Fri 2 Nov – 16 Mar, daily	£20.06	£18.53	£10.03	Grounds, stableyard and servants wing 28 Mar – 24 Oct, daily10am – 5pm**
Saver 28 Mar – 22 May and 1 Sep – 1 Nov, Sat – Sun and bank holidays 23 May – 31 Aug, Mon – Fri	£21.59	£20.06	£10.79	25 Oct – 1 Nov, daily10am – 4pm*
				2 Nov – 23 Dec, Sat – Sun10am – 4pm*
				27 Dec – 1 Jan, daily10am – 4pm*
Standard 23 May – 31 Aug, Sat – Sun and bank holidays	£24.65	£22.35	£12.32	2 Jan – 12 Feb, Sat – Sun10am – 4pm*
				13 – 21 Feb, daily10am – 4pm*
				22 Feb – 16 Mar, Wed – Sun10am – 4pm*
				24 – 26 DecClosed
				*House will be open 10:30am – 3pm
				**House will be open 10:30am – 4pm

Framlingham Castle

Super Saver 28 Mar – 22 May and 1 Sep – 1 Nov, Mon – Fri 2 Nov – 16 Mar, daily	£12.32	£11.56	£6.12	28 Mar – 24 Oct, daily10am – 5pm
Saver 28 Mar – 22 May and 1 Sep – 1 Nov, Sat – Sun and bank holidays 23 May – 31 Aug, Mon – Fri	£13.85	£13.09	£6.88	25 Oct – 1 Nov, daily10am – 4pm
				2 Nov – 23 Dec, Sat – Sun10am – 4pm
				27 Dec – 1 Jan, daily10am – 4pm
Standard 23 May – 31 Aug, Sat – Sun and bank holidays	£15.38	£13.85	£7.65	2 Jan – 12 Feb, Sat – Sun10am – 4pm
				13 – 21 Feb, daily10am – 4pm
				22 Feb – 16 Mar, Wed – Sun10am – 4pm
				24 – 26 DecClosed

Property	Admission prices 2026/27 (Before 10% group discount)			Opening times 2026/27	
	Adult	Concession	Child		
East of England					
Wrest Park					
Super Saver 28 Mar – 22 May and 1 Sep – 1 Nov, Mon – Fri 2 Nov – 16 Mar, daily	£13.85	£13.09	£6.88	28 Mar – 24 Oct, daily	10am – 5pm
				25 Oct – 1 Nov, daily	10am – 4pm
				2 Nov – 23 Dec, Wed – Sun	10am – 4pm
Saver 28 Mar – 22 May and 1 Sep – 1 Nov, Sat – Sun and bank holidays 23 May – 31 Aug, Mon – Fri	£15.38	£13.85	£7.65	27 Dec – 1 Jan. daily	10am – 4pm
				2 Jan – 12 Feb, Wed – Sun	10am – 4pm
				13 – 21 Feb, daily	10am – 4pm
Standard 23 May – 31 Aug, Sat – Sun and bank holidays	£17.00	£15.38	£8.50	22 Feb – 16 Mar, Wed – Sun	10am – 4pm
				24 – 26 Dec	Closed
Castle Acre Priory					
Super Saver 28 Mar – 22 May and 1 Sep – 1 Nov, Mon – Fri 2 Nov – 16 Mar, daily	£8.50	£7.65	£4.25	28 Mar – 24 Oct, daily	10am – 5pm
				25 Oct – 1 Nov, daily	10am – 4pm
				2 Nov – 12 Feb, Sat – Sun	10am – 4pm
Saver 28 Mar – 22 May and 1 Sep – 1 Nov, Sat – Sun and bank holidays 23 May – 31 Aug, Mon – Fri	£9.26	£8.50	£4.59	13 – 21 Feb, daily	10am – 4pm
				22 Feb – 16 Mar, Sat – Sun	10am – 4pm
				24 – 26 Dec	Closed
Standard 23 May – 31 Aug, Sat – Sun and bank holidays	£10.79	£10.03	£5.35		
Grime’s Graves Prehistoric Flint Mine					
Super Saver 28 Mar – 22 May and 1 Sep – 1 Nov, Mon – Fri 2 Nov – 16 Mar, daily	£7.65	£6.88	£3.82	28 Mar – 24 Oct, daily	10am – 5pm
				25 Oct – 1 Nov, daily	10am – 4pm
				2 Nov – 16 Mar	Closed
Saver 28 Mar – 22 May and 1 Sep – 1 Nov, Sat – Sun and bank holidays 23 May – 31 Aug, Mon – Fri	£8.50	£7.65	£4.25		
Standard 23 May – 31 Aug, Sat – Sun and bank holidays	£9.26	£8.50	£4.59		

Property	Admission prices 2026/27 (Before 10% group discount)			Opening times 2026/27	
	Adult	Concession	Child		
East Midlands					
Bolsover Castle					
Super Saver 28 Mar – 22 May and 1 Sep – 1 Nov, Mon – Fri 2 Nov – 16 Mar, daily Saver 28 Mar – 22 May and 1 Sep – 1 Nov, Sat – Sun and bank holidays 23 May – 31 Aug, Mon – Fri Standard 23 May – 31 Aug, Sat – Sun and bank holidays	£13.85	£13.09	£6.88	28 Mar – 24 Oct, daily	10am – 5pm
				25 Oct – 1 Nov, daily	10am – 4pm
				2 Nov – 23 Dec, Wed – Sun	10am – 4pm
	£15.38	£13.85	£7.65	27 Dec – 1 Jan, daily	10am – 4pm
				2 Jan – 12 Feb, Wed – Sun	10am – 4pm
				13 Feb – 16 Mar, daily	10am – 4pm
	£17.00	£15.38	£8.50	24 – 26 Dec	Closed
Kirby Hall					
Super Saver 28 Mar – 22 May and 1 Sep – 1 Nov, Mon – Fri 2 Nov – 16 Mar, daily Saver 28 Mar – 22 May and 1 Sep – 1 Nov, Sat – Sun and bank holidays 23 May – 31 Aug, Mon – Fri Standard 23 May – 31 Aug, Sat – Sun and bank holidays	£9.26	£8.50	£4.59	28 Mar – 24 Oct, daily	10am – 5pm
				25 Oct – 1 Nov, daily	10am – 4pm
				2 Nov – 16 Mar	Closed
	£10.79	£10.03	£5.35		
	£12.32	£11.56	£6.12		
Gainsborough Old Hall					
Super Saver 28 Mar – 22 May and 1 Sep – 1 Nov, Mon – Fri 2 Nov – 16 Mar, daily Saver 28 Mar – 22 May and 1 Sep – 1 Nov, Sat – Sun and bank holidays 23 May – 31 Aug, Mon – Fri Standard 23 May – 31 Aug, Sat – Sun and bank holidays	£9.26	£8.50	£4.59	28 Mar – 24 Oct, daily	10am – 5pm
				25 Oct – 1 Nov, daily	10am – 4pm
				2 Nov – 12 Feb, Sat – Sun	10am – 4pm
	£10.79	£10.03	£5.35	13 – 21 Feb, daily	10am – 4pm
				22 Feb – 16 Mar, Sat – Sun	10am – 4pm
				24 – 26 Dec	Closed
	£12.32	£11.56	£6.12		

Property	Admission prices 2026/27 (Before 10% group discount)			Opening times 2026/27	
	Adult	Concession	Child		
East Midlands					
Peveril Castle					
Super Saver 28 Mar – 22 May and 1 Sep – 1 Nov, Mon – Fri 2 Nov – 16 Mar, daily	£7.65	£6.88	£3.82	28 Mar – 24 Oct, daily	10am – 5pm
				25 Oct – 1 Nov, daily	10am – 4pm
				2 Nov – 16 Mar	Closed
Saver 28 Mar – 22 May and 1 Sep – 1 Nov, Sat – Sun and bank holidays 23 May – 31 Aug, Mon – Fri	£8.50	£7.65	£4.25		
Standard 23 May – 31 Aug, Sat – Sun and bank holidays	£9.26	£8.50	£4.59		

Property	Admission prices 2026/27 (Before 10% group discount)			Opening times 2026/27	
	Adult	Concession	Child		
West Midlands					
Kenilworth Castle & Elizabethan Garden					
Super Saver 28 Mar – 22 May and 1 Sep – 1 Nov, Mon – Fri 2 Nov – 16 Mar, daily	£13.85	£13.09	£6.88	28 Mar – 24 Oct, daily	10am – 5pm
				25 Oct – 1 Nov, daily	10am – 4pm
				2 Nov – 23 Dec, Sat – Sun	10am – 4pm
Saver 28 Mar – 22 May and 1 Sep – 1 Nov, Sat – Sun and bank holidays 23 May – 31 Aug, Mon – Fri	£15.38	£13.85	£7.65	27 Dec – 1 Jan, daily	10am – 4pm
				2 Jan – 12 Feb, Sat – Sun	10am – 4pm
				13 – 21 Feb, daily	10am – 4pm
Standard 23 May – 31 Aug, Sat – Sun and bank holidays	£17.00	£15.38	£8.50	22 Feb – 16 Mar, Wed – Sun	10am – 4pm
				24 – 26 Dec	Closed
Stokesay Castle					
Super Saver 28 Mar – 22 May and 1 Sep – 1 Nov, Mon – Fri 2 Nov – 16 Mar, daily	£9.26	£8.50	£4.59	28 Mar – 24 Oct, daily	10am – 5pm
				25 Oct – 1 Nov, daily	10am – 4pm
				2 Nov – 23 Dec, Sat – Sun	10am – 4pm
Saver 28 Mar – 22 May and 1 Sep – 1 Nov, Sat – Sun and bank holidays 23 May – 31 Aug, Mon – Fri	£10.79	£10.03	£5.35	27 Dec – 1 Jan, daily	10am – 4pm
				2 Jan – 12 Feb, Sat – Sun	10am – 4pm
				13 – 21 Feb, daily	10am – 4pm
Standard 23 May – 31 Aug, Sat – Sun and bank holidays	£12.32	£11.56	£6.12	22 Feb – 16 Mar, Wed – Sun	10am – 4pm
				24 – 26 Dec	Closed
Witley Court & Gardens					
Super Saver 28 Mar – 22 May and 1 Sep – 1 Nov, Mon – Fri 2 Nov – 16 Mar, daily	£9.26	£8.50	£4.59	28 Mar – 24 Oct, daily	10am – 5pm
				25 Oct – 1 Nov, daily	10am – 4pm
				2 Nov – 23 Dec, Sat – Sun	10am – 4pm
Saver 28 Mar – 22 May and 1 Sep – 1 Nov, Sat – Sun and bank holidays 23 May – 31 Aug, Mon – Fri	£10.79	£10.03	£5.35	27 Dec – 1 Jan, daily	10am – 4pm
				2 Jan – 12 Feb, Sat – Sun	10am – 4pm
				13 – 21 Feb, daily	10am – 4pm
Standard 23 May – 31 Aug, Sat – Sun and bank holidays	£12.32	£11.56	£6.12	22 Feb – 16 Mar, Wed – Sun	10am – 4pm
				24 – 26 Dec	Closed

Property	Admission prices 2026/27 (Before 10% group discount)			Opening times 2026/27	
	Adult	Concession	Child		
West Midlands					
Boscobel House & the Royal Oak					
Super Saver 28 Mar – 22 May and 1 Sep – 1 Nov, Mon – Fri 2 Nov – 16 Mar, daily	£10.79	£10.03	£5.35	28 Mar – 24 Oct, daily	10am – 5pm
				25 Oct – 1 Nov, daily	10am – 4pm
				2 Nov – 16 Mar	Closed
Saver 28 Mar – 22 May and 1 Sep – 1 Nov, Sat – Sun and bank holidays 23 May – 31 Aug, Mon – Fri	£12.32	£11.56	£6.12		
Standard 23 May – 31 Aug, Sat – Sun and bank holidays	£13.85	£13.09	£6.88		
Goodrich Castle					
Super Saver 28 Mar – 22 May and 1 Sep – 1 Nov, Mon – Fri 2 Nov – 16 Mar, daily	£9.26	£8.50	£4.59	28 Mar – 24 Oct, daily	10am – 5pm
				25 Oct – 1 Nov, daily	10am – 4pm
				2 Nov – 23 Dec, Sat – Sun	10am – 4pm
Saver 28 Mar – 22 May and 1 Sep – 1 Nov, Sat – Sun and bank holidays 23 May – 31 Aug, Mon – Fri	£10.79	£10.03	£5.35	27 Dec – 1 Jan, daily	10am – 4pm
				2 Jan – 12 Feb, Sat – Sun	10am – 4pm
				13 – 21 Feb, daily	10am – 4pm
Standard 23 May – 31 Aug, Sat – Sun and bank holidays	£12.32	£11.56	£6.12	22 Feb – 16 Mar, Wed – Sun	10am – 4pm
				24 – 26 Dec	Closed
Wroxeter Roman City					
Super Saver 28 Mar – 22 May and 1 Sep – 1 Nov, Mon – Fri 2 Nov – 16 Mar, daily	£8.50	£7.65	£4.25	28 Mar – 24 Oct, daily	10am – 5pm
				25 Oct – 1 Nov, daily	10am – 4pm
				2 Nov – 12 Feb, Sat – Sun	10am – 4pm
Saver 28 Mar – 22 May and 1 Sep – 1 Nov, Sat – Sun and bank holidays 23 May – 31 Aug, Mon – Fri	£9.26	£8.50	£4.59	13 – 21 Feb, daily	10am – 4pm
				22 Feb – 16 Mar, Sat – Sun	10am – 4pm
				24 – 26 Dec	Closed
Standard 23 May – 31 Aug, Sat – Sun and bank holidays	£10.79	£10.03	£5.35		

Property	Admission prices 2026/27 (Before 10% group discount)			Opening times 2026/27	
	Adult	Concession	Child		

West Midlands

Shrewsbury Flaxmill Maltings					
Super Saver <i>28 Mar – 22 May and 1 Sep – 1 Nov, Mon – Fri</i> <i>2 Nov – 16 Mar, daily</i>	£6.88	£6.12	£3.40	1 Apr – 24 Oct, daily	10am – 5pm
				25 Oct – 1 Nov, daily	10am – 4pm
				2 Nov – 12 Feb, Sat – Sun	10am – 4pm
Saver <i>28 Mar – 22 May and 1 Sep – 1 Nov, Sat – Sun and bank holidays</i> <i>23 May – 31 Aug, Mon – Fri</i>	£7.65	£6.88	£3.82	13 – 21 Feb, daily	10am – 4pm
				22 Feb – 16 Mar, Sat – Sun	10am – 4pm
				24 – 26 Dec	Closed
Standard <i>23 May – 31 Aug, Sat – Sun and bank holidays</i>	£8.50	£7.65	£4.25		
Guided tours (in addition to general admission)	£7.65	£6.88	£3.82		

Yorkshire

Clifford's Tower					
Super Saver <i>28 Mar – 22 May and 1 Sep – 1 Nov, Mon – Fri</i> <i>2 Nov – 16 Mar, daily</i>	£8.50	£7.65	£4.25	28 Mar – 24 Oct, daily	10am – 6pm
				25 Oct – 16 Mar, daily	10am – 4pm
				24 – 25 Dec	Closed
Saver <i>28 Mar – 22 May and 1 Sep – 1 Nov, Sat – Sun and bank holidays</i> <i>23 May – 31 Aug, Mon – Fri</i>	£9.26	£8.50	£4.59		
Standard <i>23 May – 31 Aug, Sat – Sun and bank holidays</i>	£10.79	£10.03	£5.35		

Brodsworth Hall & Gardens

Super Saver <i>28 Mar – 22 May and 1 Sep – 1 Nov, Mon – Fri</i> <i>2 Nov – 16 Mar, daily</i>	£13.85	£13.09	£6.88	28 Mar – 24 Oct, daily*	10am – 5pm
	£12.32	£11.56	£6.12	25 Oct – 1 Nov, daily	10am – 4pm
				2 Nov – 23 Dec, Sat – Sun	10am – 4pm
Saver <i>28 Mar – 22 May and 1 Sep – 1 Nov, Sat – Sun and bank holidays</i> <i>23 May – 31 Aug, Mon – Fri</i>	£15.38	£13.85	£7.65	27 Dec – 1 Jan, daily	10am – 4pm
				2 Jan – 12 Feb, Sat – Sun	10am – 4pm
	£17.00	£15.38	£8.50	13 – 21 Feb, daily	10am – 4pm
Standard <i>23 May – 31 Aug, Sat – Sun and bank holidays</i>				22 Feb – 16 Mar, Wed – Sun	10am – 4pm
				24 – 26 Dec	Closed
				*Group bookings are not available on Sundays in July and August.	
<i>Main season (when hall is open)</i> <i>Winter (grounds only, when hall is closed)</i>				Please note: during winter the Hall is closed but the Gardens, Cafe and Visitor Centre are open.	
Visit our bookings portal					

Property	Admission prices 2026/27 (Before 10% group discount)			Opening times 2026/27	
	Adult	Concession	Child		
Yorkshire					
Mount Grace Priory, House & Gardens					
Super Saver 28 Mar – 22 May and 1 Sep – 1 Nov, Mon – Fri 2 Nov – 16 Mar, daily	£10.79	£10.03	£5.35	28 Mar – 24 Oct, daily	10am – 5pm
				25 Oct – 1 Nov, daily	10am – 4pm
				2 Nov – 23 Dec, Sat – Sun	10am – 4pm
Saver 28 Mar – 22 May and 1 Sep – 1 Nov, Sat – Sun and bank holidays 23 May – 31 Aug, Mon – Fri	£12.32	£11.56	£6.12	27 Dec – 1 Jan, daily	10am – 4pm
				2 Jan – 5 Feb, Sat – Sun	10am – 4pm
				6 – 14 Feb, daily	10am – 4pm
Standard 23 May – 31 Aug, Sat – Sun and bank holidays	£13.85	£13.09	£6.88	15 Feb – 16 Mar, Wed – Sun	10am – 4pm
				24 – 26 Dec	Closed
Rievaulx Abbey					
Super Saver 28 Mar – 22 May and 1 Sep – 1 Nov, Mon – Fri 2 Nov – 16 Mar, daily	£10.79	£10.03	£5.35	28 Mar – 24 Oct, daily	10am – 5pm
				25 Oct – 1 Nov, daily	10am – 4pm
				2 Nov – 23 Dec, Wed – Sun	10am – 4pm
Saver 28 Mar – 22 May and 1 Sep – 1 Nov, Sat – Sun and bank holidays 23 May – 31 Aug, Mon – Fri	£12.32	£11.56	£6.12	27 Dec – 1 Jan, daily	10am – 4pm
				2 Jan – 5 Feb, Wed – Sun	10am – 4pm
				6 Feb – 16 Mar, daily	10am – 4pm
Standard 23 May – 31 Aug, Sat – Sun and bank holidays	£13.85	£13.09	£6.88	24 – 26 Dec	Closed
Scarborough Castle					
Super Saver 28 Mar – 22 May and 1 Sep – 1 Nov, Fri 2 Nov – 16 Mar, daily	£8.50	£7.65	£4.25	28 Mar – 24 Oct, daily	10am – 5pm
				25 Oct – 1 Nov, daily	10am – 4pm
				2 Nov – 23 Dec, Sat – Sun	10am – 4pm
Saver 28 Mar – 22 May and 1 Sep – 1 Nov, Sat – Thu 23 May – 31 Aug, Fri	£9.26	£8.50	£4.59	27 Dec – 1 Jan, daily	10am – 4pm
				2 Jan – 5 Feb, Sat – Sun	10am – 4pm
				6 – 21 Feb, daily	10am – 4pm
Standard 23 May – 31 Aug, Sat – Thu	£10.79	£10.03	£5.35	22 Feb – 16 Mar, Wed – Sun	10am – 4pm
				24 – 26 Dec	Closed

Property	Admission prices 2026/27 (Before 10% group discount)			Opening times 2026/27	
	Adult	Concession	Child		
Yorkshire					
Whitby Abbey					
Super Saver 28 Mar – 22 May and 1 Sep – 1 Nov, Fri 2 Nov – 16 Mar, daily	£10.79	£10.03	£5.35	28 Mar – 24 Oct, daily	10am – 5pm
				25 Oct – 1 Nov, daily	10am – 4pm
				2 Nov – 23 Dec, Wed – Sun	10am – 4pm
Saver 28 Mar – 22 May and 1 Sep – 1 Nov, Sat – Thu 23 May – 31 Aug, Fri	£12.32	£11.56	£6.12	27 Dec – 1 Jan. daily	10am – 4pm
				2 Jan – 5 Feb, Wed – Sun	10am – 4pm
				6 Feb – 16 Mar, daily	10am – 4pm
Standard 23 May – 31 Aug, Sat – Thu	£13.85	£13.09	£6.88	24 – 26 Dec	Closed
Richmond Castle					
Super Saver 28 Mar – 22 May and 1 Sep – 1 Nov, Mon – Fri 2 Nov – 16 Mar, daily	£8.50	£7.65	£4.25	28 Mar – 24 Oct, daily	10am – 5pm
				25 Oct – 1 Nov, daily	10am – 4pm
				2 Nov – 23 Dec, Sat – Sun	10am – 4pm
Saver 28 Mar – 22 May and 1 Sep – 1 Nov, Sat – Sun and Bank holidays 23 May – 31 Aug, Mon – Fri	£9.26	£8.50	£4.59	27 Dec – 1 Jan, daily	10am – 4pm
				2 Jan – 5 Feb, Sat – Sun	10am – 4pm
				6 – 14 Feb, daily	10am – 4pm
Standard 23 May – 31 Aug, Sat – Sun and bank holidays	£10.79	£10.03	£5.35	15 Feb – 16 Mar, Wed – Sun	10am – 4pm
				24 – 26 Dec	Closed
York Cold War Bunker					
Super Saver 28 Mar – 22 May and 1 Sep – 1 Nov, Mon – Fri 2 Nov – 16 Mar, daily	£9.26	£8.50	£4.59	28 Mar – 24 Oct, Mon – Thu (excluding bank holidays)*	10am – 5pm
				25 Oct – 1 Nov, Mon – Thu*	10am – 4pm
				2 Nov – 16 Mar, Mon – Fri*	10am – 4pm
Saver 28 Mar – 22 May and 1 Sep – 1 Nov, Sat – Sun and Bank holidays 23 May – 31 Aug, Mon – Fri	£10.79	£10.03	£5.35	24 – 26 Dec	Closed
Standard 23 May – 31 Aug, Sat – Sun and bank holidays	£12.32	£11.56	£6.12	*Exclusive access for groups - please note this is a guided visit and must be pre-booked	

Property	Admission prices 2026/27 (Before 10% group discount)			Opening times 2026/27	
	Adult	Concession	Child		
Yorkshire					
Helmsley Castle					
Super Saver 28 Mar – 22 May and 1 Sep – 1 Nov, Mon – Fri 2 Nov – 16 Mar, daily	£8.50	£7.65	£4.25	28 Mar – 24 Oct, daily	10am – 5pm
				25 Oct – 1 Nov, daily	10am – 4pm
Saver 28 Mar – 22 May and 1 Sep – 1 Nov, Sat – Sun and bank holidays 23 May – 31 Aug, Mon – Fri	£9.26	£8.50	£4.59	2 Nov – 5 Feb, Fri – Sun	10am – 4pm
				6 – 14 Feb, daily	10am – 4pm
				15 Feb – 16 Mar, Fri – Sun	10am – 4pm
Standard 23 May – 31 Aug, Sat – Sun and bank holidays	£10.79	£10.03	£5.35	24 – 26 Dec	Closed
Pickering Castle					
Super Saver 28 Mar – 22 May and 1 Sep – 1 Nov, Fri – Sat 2 Nov – 16 Mar, daily	£6.88	£6.12	£3.40	28 Mar – 24 Oct, daily	10am – 5pm
				25 Oct – 1 Nov, daily	10am – 4pm
Saver 28 Mar – 22 May and 1 Sep – 1 Nov, Sun – Thu 23 May – 31 Aug, Fri – Sat	£7.65	£6.88	£3.82	2 Nov – 16 Mar	Closed
Standard 23 May – 31 Aug, Sun – Thu	£8.50	£7.65	£4.25		
Conisbrough Castle					
Super Saver 28 Mar – 22 May and 1 Sep – 1 Nov, Mon – Fri 2 Nov – 16 Mar, daily	£7.65	£6.88	£3.82	28 Mar – 24 Oct, daily	10am – 5pm
				25 Oct – 1 Nov, daily	10am – 4pm
Saver 28 Mar – 22 May and 1 Sep – 1 Nov, Sat – Sun and bank holidays 23 May – 31 Aug, Mon – Fri	£8.50	£7.65	£4.25	2 Nov – 16 Mar	Closed
Standard 23 May – 31 Aug, Sat – Sun and bank holidays	£9.26	£8.50	£4.59		

Property	Admission prices 2026/27 (Before 10% group discount)			Opening times 2026/27	
	Adult	Concession	Child		

Yorkshire

Middleham Castle					
Super Saver 28 Mar – 22 May and 1 Sep – 1 Nov, Mon – Fri 2 Nov – 16 Mar, daily	£7.65	£6.88	£3.82	28 Mar – 24 Oct, daily	10am – 5pm
				25 Oct – 1 Nov, daily	10am – 4pm
				2 Nov – 16 Mar	Closed
Saver 28 Mar – 22 May and 1 Sep – 1 Nov, Sat – Sun and bank holidays 23 May – 31 Aug, Mon – Fri	£8.50	£7.65	£4.25		
Standard 23 May – 31 Aug, Sat – Sun and bank holidays	£9.26	£8.50	£4.59		

North West

Carlisle Castle					
Super Saver 28 Mar – 22 May and 1 Sep – 1 Nov, Fri – Sat 2 Nov – 16 Mar, daily	£8.50	£7.65	£4.25	28 Mar – 24 Oct, daily	10am – 5pm
				25 Oct – 1 Nov, daily	10am – 4pm
				2 Nov – 12 Feb, Sat – Sun	10am – 4pm
Saver 28 Mar – 22 May and 1 Sep – 1 Nov, Sun – Thu 23 May – 31 Aug, Fri – Sat	£9.26	£8.50	£4.59	13 – 21 Feb, daily	10am – 4pm
				22 Feb – 16 Mar, Sat – Sun	10am – 4pm
				24 – 26 Dec	Closed
Standard 23 May – 31 Aug, Sun – Thu	£10.79	£10.03	£5.35	Please note these prices exclude admission to Cumbria's Museum of Military Life.	

Property	Admission prices 2026/27 (Before 10% group discount)			Opening times 2026/27	
	Adult	Concession	Child		
North West					
Beeston Castle & Woodland Park					
Super Saver 28 Mar – 22 May and 1 Sep – 1 Nov, Mon – Fri 2 Nov – 16 Mar, daily	£9.26	£8.50	£4.59	28 Mar – 24 Oct, daily	10am – 5pm
				25 Oct – 1 Nov, daily	10am – 4pm
				2 Nov – 23 Dec, Sat – Sun	10am – 4pm
Saver 28 Mar – 22 May and 1 Sep – 1 Nov, Sat – Sun and bank holidays 23 May – 31 Aug, Mon – Fri, excluding bank holidays	£10.79	£10.03	£5.35	27 Dec – 1 Jan, daily	10am – 4pm
				2 Jan – 12 Feb, Sat – Sun	10am – 4pm
				13 – 21 Feb, daily	10am – 4pm
Standard 23 May – 31 Aug, Sat – Sun and bank holidays	£12.32	£11.56	£6.12	22 Feb – 16 Mar, Wed – Sun	10am – 4pm
				24 – 26 Dec	Closed
Furness Abbey					
Super Saver 28 Mar – 22 May and 1 Sep – 1 Nov, Mon – Fri 2 Nov – 16 Mar, daily	£7.65	£6.88	£3.82	28 Mar – 24 Oct, daily	10am – 5pm
				25 Oct – 1 Nov, daily	10am – 4pm
				2 Nov – 16 Mar	Closed
Saver 28 Mar – 22 May and 1 Sep – 1 Nov, Sat – Sun and bank holidays 23 May – 31 Aug, Mon – Fri	£8.50	£7.65	£4.25		
Standard 23 May – 31 Aug, Sat – Sun and bank holidays	£9.26	£8.50	£4.59		
Lanercost Priory					
Super Saver 28 Mar – 22 May and 1 Sep – 1 Nov, Fri – Sat 2 Nov – 16 Mar, daily	£6.88	£6.12	£3.40	28 Mar – 24 Oct, daily	10am – 5pm
				25 Oct – 1 Nov, daily	10am – 4pm
				2 Nov – 16 Mar	Closed
Saver 28 Mar – 22 May and 1 Sep – 1 Nov, Sun – Thu 23 May – 31 Aug, Fri – Sat	£7.65	£6.88	£3.82		
Standard 23 May – 31 Aug, Sun – Thu	£8.50	£7.65	£4.25		

Property	Admission prices 2026/27 (Before 10% group discount)			Opening times 2026/27
	Adult	Concession	Child	

Hadrian’s Wall

Birdoswald Roman Fort

Super Saver <i>28 Mar – 22 May and 1 Sep – 1 Nov, Fri – Sat</i> <i>2 Nov – 16 Mar, daily</i>	£9.26	£8.50	£4.59	28 Mar – 24 Oct, daily	10am – 5pm
				25 Oct – 1 Nov, daily	10am – 4pm
				2 Nov – 23 Dec, Sat – Sun	10am – 4pm
Saver <i>28 Mar – 22 May and 1 Sep – 1 Nov, Sun – Thu</i> <i>23 May – 31 Aug, Fri – Sat</i>	£10.79	£10.03	£5.35	27 Dec – 1 Jan, daily	10am – 4pm
				2 Jan – 12 Feb, Sat – Sun	10am – 4pm
				13 – 21 Feb, daily	10am – 4pm
Standard <i>23 May – 31 Aug, Sun – Thu</i>	£12.32	£11.56	£6.12	22 Feb – 16 Mar, Wed – Sun	10am – 4pm
				24 – 26 Dec	Closed

Housesteads Roman Fort

Super Saver <i>28 Mar – 22 May and 1 Sep – 1 Nov, Fri – Sat</i> <i>2 Nov – 16 Mar, daily</i>	£9.26	£8.50	£4.59	28 Mar – 24 Oct, daily	10am – 5pm
				25 Oct – 16 Mar, daily	10am – 4pm
				24 – 25 Dec	Closed
Saver <i>28 Mar – 22 May and 1 Sep – 1 Nov, Sun – Thu</i> <i>23 May – 31 Aug, Fri – Sat</i>	£10.79	£10.03	£5.35		
Standard <i>23 May – 31 Aug, Sun – Thu</i>	£12.32	£11.56	£6.12		

Property	Admission prices 2026/27 (Before 10% group discount)			Opening times 2026/27	
	Adult	Concession	Child		
Hadrian’s Wall					
Chesters Roman Fort & Museum					
Super Saver 28 Mar – 22 May and 1 Sep – 1 Nov, Fri – Sat 2 Nov – 16 Mar, daily Saver 28 Mar – 22 May and 1 Sep – 1 Nov, Sun – Thu 23 May – 31 Aug, Fri – Sat Standard 23 May – 31 Aug, Sun – Thu	£9.26	£8.50	£4.59	28 Mar – 24 Oct, daily	10am – 5pm
				25 Oct – 1 Nov, daily	10am – 4pm
				2 Nov – 23 Dec, Sat – Sun	10am – 4pm
	£10.79	£10.03	£5.35	27 Dec – 1 Jan, daily	10am – 4pm
				2 Jan – 12 Feb, Sat – Sun	10am – 4pm
				13 – 21 Feb, daily	10am – 4pm
	£12.32	£11.56	£6.12	22 Feb – 16 Mar, Wed – Sun	10am – 4pm
				24 – 26 Dec	Closed
Corbridge Roman Town					
Super Saver 28 Mar – 22 May and 1 Sep – 1 Nov, Fri – Sat 2 Nov – 16 Mar, daily Saver 28 Mar – 22 May and 1 Sep – 1 Nov, Sun – Thu 23 May – 31 Aug, Fri – Sat Standard 23 May – 31 Aug, Sun – Thu	£9.26	£8.50	£4.59	28 Mar – 24 Oct, daily	10am – 5pm
				25 Oct – 1 Nov, daily	10am – 4pm
				2 Nov – 23 Dec, Sat – Sun	10am – 4pm
	£10.79	£10.03	£5.35	27 Dec – 1 Jan, daily	10am – 4pm
				2 Jan – 12 Feb, Sat – Sun	10am – 4pm
				13 – 21 Feb, daily	10am – 4pm
	£12.32	£11.56	£6.12	22 Feb – 16 Mar, Wed – Sun	10am – 4pm
				24 – 26 Dec	Closed
North East					
Belsay Hall, Castle & Gardens					
Super Saver 28 Mar – 22 May and 1 Sep – 1 Nov, Mon – Fri 2 Nov – 16 Mar, daily Saver 28 Mar – 22 May and 1 Sep – 1 Nov, Sat – Sun and bank holidays 23 May – 31 Aug, Mon – Fri Standard 23 May – 31 Aug, Sat – Sun and bank holidays	£12.32	£11.56	£6.12	28 Mar – 24 Oct, daily	10am – 5pm
				25 Oct – 1 Nov, daily	10am – 4pm
				2 Nov – 23 Dec, Wed – Sun	10am – 4pm
	£13.85	£13.09	£6.88	27 Dec – 1 Jan, daily	10am – 4pm
				2 Jan – 12 Feb, Wed – Sun	10am – 4pm
				13 – 21 Feb, daily	10am – 4pm
	£15.38	£13.85	£7.65	22 Feb – 16 Mar, Wed – Sun	10am – 4pm
				24 – 26 Dec	Closed

Property	Admission prices 2026/27 (Before 10% group discount)			Opening times 2026/27	
	Adult	Concession	Child		
North East					
Lindisfarne Priory					
Super Saver 28 Mar – 22 May and 1 Sep – 1 Nov, Fri – Sat 2 Nov – 16 Mar, daily	£8.50	£7.65	£4.25	28 Mar – 24 Oct, daily	10am – 5pm
Saver 28 Mar – 22 May and 1 Sep – 1 Nov, Sun – Thu 23 May – 31 Aug, Fri – Sat	£9.26	£8.50	£4.59	25 Oct – 1 Nov, daily	10am – 4pm
				2 Nov – 23 Dec, Sat – Sun	10am – 4pm
				27 Dec – 1 Jan, daily	10am – 4pm
Standard 23 May – 31 Aug, Sun – Thu	£10.79	£10.03	£5.35	2 Jan – 12 Feb, Sat – Sun	10am – 4pm
				13 – 21 Feb, daily	10am – 4pm
				22 Feb – 16 Mar, Wed – Sun	10am – 4pm
				24 – 26 Dec	Closed
The causeway floods at high tide, so make sure to check our opening times www.english-heritage.org.uk/visit/places/lindisfarne-priory/prices-and-opening-times and the tide times https://holyislandcrossingtimes.northumberland.gov.uk/ before crossing to the island.					
Warkworth Castle & Hermitage					
Super Saver 28 Mar – 22 May and 1 Sep – 1 Nov, Fri – Sat 2 Nov – 16 Mar, daily	£8.50	£7.65	£4.25	Castle	
Saver 28 Mar – 22 May and 1 Sep – 1 Nov, Sun – Thu 23 May – 31 Aug, Fri – Sat	£9.26	£8.50	£4.59	28 Mar – 24 Oct, daily*	10am – 5pm
				25 Oct – 1 Nov, daily*	10am – 4pm
				2 Nov – 23 Dec, Sat – Sun*	10am – 4pm
Standard 23 May – 31 Aug, Sun – Thu	£10.79	£10.03	£5.35	27 Dec – 1 Jan, daily*	10am – 4pm
				2 Jan – 12 Feb, Sat – Sun*	10am – 4pm
				13 – 21 Feb, daily*	10am – 4pm
				22 Feb – 16 Mar, Wed – Sun*	10am – 4pm
				24 – 26 Dec	Closed
*Hermitage is open on selected days and has an extra charge.					
Barnard Castle					
Super Saver 28 Mar – 22 May and 1 Sep – 1 Nov, Mon – Fri 2 Nov – 16 Mar, daily	£7.65	£6.88	£3.82	28 Mar – 24 Oct, daily	10am – 5pm
Saver 28 Mar – 22 May and 1 Sep – 1 Nov, Sat – Sun and bank holidays 23 May – 31 Aug, Mon – Fri	£8.50	£7.65	£4.25	25 Oct – 1 Nov, daily	10am – 4pm
				2 Nov – 12 Feb, Sat – Sun	10am – 4pm
				13 – 21 Feb, daily	10am – 4pm
Standard 23 May – 31 Aug, Sat – Sun and bank holidays	£9.26	£8.50	£4.59	22 Feb – 16 Mar, Sat – Sun	10am – 4pm
				24 – 26 Dec	Closed
Visit our bookings portal			www.english-heritage.org.uk/traveltrade 29		

Property	Admission prices 2026/27 (Before 10% group discount)			Opening times 2026/27	
	Adult	Concession	Child		
North East					
Tynemouth Priory & Castle					
Super Saver 28 Mar – 22 May and 1 Sep – 1 Nov, Mon – Fri 2 Nov – 16 Mar, daily	£7.65	£6.88	£3.82	28 Mar – 24 Oct, daily	10am – 5pm*
				25 Oct – 1 Nov, daily	10am – 4pm
Saver 28 Mar – 22 May and 1 Sep – 1 Nov, Sat – Sun and bank holidays 23 May – 31 Aug, Mon – Fri	£8.50	£7.65	£4.25	2 Nov – 12 Feb, Sat – Sun	10am – 4pm
				13 – 21 Feb, daily	10am – 4pm
Standard 23 May – 31 Aug, Sat – Sun and bank holidays	£9.26	£8.50	£4.59	22 Feb – 16 Mar, Sat – Sun	10am – 4pm
				24 – 26 Dec	Closed
				*Group bookings are not possible during Mouth of the Tyne Festival in July or the Food festival in May.	

2026/27 Pricing calendars

Stonehenge

April 2026							May 2026							June 2026							July 2026						
M	T	W	T	F	S	S	M	T	W	T	F	S	S	M	T	W	T	F	S	S	M	T	W	T	F	S	S
				3	4	5					1	2	3	1	2	3	4	5	6	7			1	2	3	4	5
6	7	8	9	10	11	12	4	5	6	7	8	9	10	8	9	10	11	12	13	14	6	7	8	9	10	11	12
13	14	15	16	17	18	19	11	12	13	14	15	16	17	15	16	17	18	19	20	21	13	14	15	16	17	18	19
20	21	22	23	24	25	26	18	19	20	21	22	23	24	22	23	24	25	26	27	28	20	21	22	23	24	25	26
27	28	29	30				25	26	27	28	29	30	31	29	30						27	28	29	30	31		
August 2026							September 2026							October 2026							Novemeber 2026						
M	T	W	T	F	S	S	M	T	W	T	F	S	S	M	T	W	T	F	S	S	M	T	W	T	F	S	S
					1	2			1	2	3	4	5	6				1	2	3	4						1
3	4	5	6	7	8	9	7	8	9	10	11	12	13	5	6	7	8	9	10	11	2	3	4	5	6	7	8
10	11	12	13	14	15	16	14	15	16	17	18	19	20	12	13	14	15	16	17	18	9	10	11	12	13	14	15
17	18	19	20	21	22	23	21	22	23	24	25	26	27	19	20	21	22	23	24	25	16	17	18	19	20	21	22
24	25	26	27	28	29	30	28	29	30					26	27	28	29	30	31		23	24	25	26	27	28	29
31																					30						
December 2026							January 2027							February 2027							March 2027						
M	T	W	T	F	S	S	M	T	W	T	F	S	S	M	T	W	T	F	S	S	M	T	W	T	F	S	S
	1	2	3	4	5	6					1	2	3	1	2	3	4	5	6	7	1	2	3	4	5	6	7
7	8	9	10	11	12	13	4	5	6	7	8	9	10	8	9	10	11	12	13	14	8	9	10	11	12	13	14
14	15	16	17	18	19	20	11	12	13	14	15	16	17	15	16	17	18	19	20	21	15	16					
21	22	23	24	25	26	27	18	19	20	21	22	23	24	22	23	24	25	26	27	28							
28	29	30	31				25	26	27	28	29	30	31														

Super Saver

28 Mar – 1 May, Mon – Fri
28 Sep – 16 Mar, Mon – Fri

Saver

28 Mar – 1 May, Sat – Sun and bank holidays
28 Sep – 16 Mar, Sat – Sun
2 May – 27 Sep, Mon – Fri

Standard

2 May – 27 Sep, Sat – Sun and bank holidays

Please refer to each site entry for the site-specific opening days and times

2026/27 Pricing calendars


1066 Battle of Hastings, Abbey & Battlefield
Apsley House
Audley End House & Gardens
Barnard Castle
Beeston Castle & Woodland Park
Belsay Hall, Castle & Gardens
Bolsover Castle
Boscobel House & the Royal Oak
Brodsworth Hall & Gardens
Castle Acre Priory
Clifford's Tower
Conisbrough Castle


Deal Castle
Dover Castle
Down House (Home of Charles Darwin)
Eltham Palace & Gardens
Farleigh Hungerford Castle
Framlingham Castle
Furness Abbey
Gainsborough Old Hall
Goodrich Castle
Grime's Graves Prehistoric Flint Mine
Hailes Abbey
Helmsley Castle


Jewel Tower
Kenilworth Castle & Elizabethan Garden
Kirby Hall
Lullingstone Roman Villa
Middleham Castle
Mount Grace Priory, House & Gardens
Old Sarum
Old Wardour Castle
Pevensey Castle
Peveril Castle
Portchester Castle
Richborough Roman Fort & Amphitheatre

Richmond Castle
Rievaulx Abbey
Shrewsbury Flaxmill Maltings
St Augustine's Abbey
Stokesay Castle
Tynemouth Priory & Castle
Walmer Castle & Gardens
Wellington Arch
Witley Court & Gardens
Wrest Park
Wroxeter Roman City
York Cold War Bunker

April 2026							May 2026							June 2026							July 2026						
M	T	W	T	F	S	S	M	T	W	T	F	S	S	M	T	W	T	F	S	S	M	T	W	T	F	S	S
		1	2	3	4	5					1	2	3	1	2	3	4	5	6	7			1	2	3	4	5
6	7	8	9	10	11	12	4	5	6	7	8	9	10	8	9	10	11	12	13	14	6	7	8	9	10	11	12
13	14	15	16	17	18	19	11	12	13	14	15	16	17	15	16	17	18	19	20	21	13	14	15	16	17	18	19
20	21	22	23	24	25	26	18	19	20	21	22	23	24	22	23	24	25	26	27	28	20	21	22	23	24	25	26
27	28	29	30				25	26	27	28	29	30	31	29	30						27	28	29	30	31		
August 2026							September 2026							October 2026							November 2026						
M	T	W	T	F	S	S	M	T	W	T	F	S	S	M	T	W	T	F	S	S	M	T	W	T	F	S	S
					1	2		1	2	3	4	5	6				1	2	3	4							1
3	4	5	6	7	8	9	7	8	9	10	11	12	13	5	6	7	8	9	10	11	2	3	4	5	6	7	8
10	11	12	13	14	15	16	14	15	16	17	18	19	20	12	13	14	15	16	17	18	9	10	11	12	13	14	15
17	18	19	20	21	22	23	21	22	23	24	25	26	27	19	20	21	22	23	24	25	16	17	18	19	20	21	22
24	25	26	27	28	29	30	28	29	30					26	27	28	29	30	31		23	24	25	26	27	28	29
31																					30						
December 2026							January 2027							February 2027							March 2027						
M	T	W	T	F	S	S	M	T	W	T	F	S	S	M	T	W	T	F	S	S	M	T	W	T	F	S	S
	1	2	3	4	5	6					1	2	3	1	2	3	4	5	6	7	1	2	3	4	5	6	7
7	8	9	10	11	12	13	4	5	6	7	8	9	10	8	9	10	11	12	13	14	8	9	10	11	12	13	14
14	15	16	17	18	19	20	11	12	13	14	15	16	17	15	16	17	18	19	20	21	15	16					
21	22	23	24	25	26	27	18	19	20	21	22	23	24	22	23	24	25	26	27	28							
28	29	30	31				25	26	27	28	29	30	31														

 **Super Saver** 28 Mar – 22 May, Mon – Fri
1 Sep – 1 Nov, Mon – Fri
2 Nov – 16 Mar, daily

 **Saver** 28 Mar – 22 May, Sat – Sun and bank holidays
1 Sep – 1 Nov, Sat – Sun and bank holidays
23 May – 31 Aug, Mon – Fri excluding bank holidays

 **Standard** 23 May – 31 Aug, Sat – Sun and bank holidays

Please refer to each site entry for the site-specific opening days and times

2026/27 Pricing calendars

Berry Pomeroy Castle
Birdoswald Roman Fort
Carisbrooke Castle
Carlisle Castle
Chesters Roman Fort & Museum

Cleeve Abbey
Corbridge Roman Town
Dartmouth Castle
Housesteads Roman Fort
Lanercost Priory

Lindisfarne Priory
Osborne
Pendennis Castle
Pickering Castle
Portland Castle

St Mawes Castle
Tintagel Castle
Totnes Castle
Warkworth Castle
Yarmouth Castle

April 2026							May 2026							June 2026							July 2026						
M	T	W	T	F	S	S	M	T	W	T	F	S	S	M	T	W	T	F	S	S	M	T	W	T	F	S	S
		1	2	3	4	5					1	2	3	1	2	3	4	5	6	7			1	2	3	4	5
6	7	8	9	10	11	12	4	5	6	7	8	9	10	8	9	10	11	12	13	14	6	7	8	9	10	11	12
13	14	15	16	17	18	19	11	12	13	14	15	16	17	15	16	17	18	19	20	21	13	14	15	16	17	18	19
20	21	22	23	24	25	26	18	19	20	21	22	23	24	22	23	24	25	26	27	28	20	21	22	23	24	25	26
27	28	29	30				25	26	27	28	29	30	31	29	30						27	28	29	30	31		
August 2026							September 2026							October 2026							November 2026						
M	T	W	T	F	S	S	M	T	W	T	F	S	S	M	T	W	T	F	S	S	M	T	W	T	F	S	S
					1	2		1	2	3	4	5	6				1	2	3	4							1
3	4	5	6	7	8	9	7	8	9	10	11	12	13	5	6	7	8	9	10	11	2	3	4	5	6	7	8
10	11	12	13	14	15	16	14	15	16	17	18	19	20	12	13	14	15	16	17	18	9	10	11	12	13	14	15
17	18	19	20	21	22	23	21	22	23	24	25	26	27	19	20	21	22	23	24	25	16	17	18	19	20	21	22
24	25	26	27	28	29	30	28	29	30					26	27	28	29	30	31		23	24	25	26	27	28	29
31																					30						
December 2026							January 2027							February 2027							March 2027						
M	T	W	T	F	S	S	M	T	W	T	F	S	S	M	T	W	T	F	S	S	M	T	W	T	F	S	S
	1	2	3	4	5	6					1	2	3	1	2	3	4	5	6	7	1	2	3	4	5	6	7
7	8	9	10	11	12	13	4	5	6	7	8	9	10	8	9	10	11	12	13	14	8	9	10	11	12	13	14
14	15	16	17	18	19	20	11	12	13	14	15	16	17	15	16	17	18	19	20	21	15	16					
21	22	23	24	25	26	27	18	19	20	21	22	23	24	22	23	24	25	26	27	28							
28	29	30	31				25	26	27	28	29	30	31														

Super Saver 28 Mar – 22 May, Fri – Sat
1 Sep – 1 Nov, Fri – Sat
2 Nov – 16 Mar, daily

Saver 28 Mar – 22 May, Sun – Thu
1 Sep – 1 Nov, Sun – Thu
23 May – 31 Aug, Fri – Sat

Standard 23 May – 31 Aug, Sun – Thu

Please refer to each site entry for the site-specific opening days and times

2026/27 Pricing calendars

Scarborough Castle
Whitby Abbey

April 2026							May 2026							June 2026							July 2026						
M	T	W	T	F	S	S	M	T	W	T	F	S	S	M	T	W	T	F	S	S	M	T	W	T	F	S	S
		1	2	3	4	5					1	2	3	1	2	3	4	5	6	7			1	2	3	4	5
6	7	8	9	10	11	12	4	5	6	7	8	9	10	8	9	10	11	12	13	14	6	7	8	9	10	11	12
13	14	15	16	17	18	19	11	12	13	14	15	16	17	15	16	17	18	19	20	21	13	14	15	16	17	18	19
20	21	22	23	24	25	26	18	19	20	21	22	23	24	22	23	24	25	26	27	28	20	21	22	23	24	25	26
27	28	29	30				25	26	27	28	29	30	31	29	30						27	28	29	30	31		
August 2026							September 2026							October 2026							November 2026						
M	T	W	T	F	S	S	M	T	W	T	F	S	S	M	T	W	T	F	S	S	M	T	W	T	F	S	S
					1	2		1	2	3	4	5	6				1	2	3	4							1
3	4	5	6	7	8	9	7	8	9	10	11	12	13	5	6	7	8	9	10	11	2	3	4	5	6	7	8
10	11	12	13	14	15	16	14	15	16	17	18	19	20	12	13	14	15	16	17	18	9	10	11	12	13	14	15
17	18	19	20	21	22	23	21	22	23	24	25	26	27	19	20	21	22	23	24	25	16	17	18	19	20	21	22
24	25	26	27	28	29	30	28	29	30					26	27	28	29	30	31		23	24	25	26	27	28	29
31																					30						
December 2026							January 2027							February 2027							March 2027						
M	T	W	T	F	S	S	M	T	W	T	F	S	S	M	T	W	T	F	S	S	M	T	W	T	F	S	S
	1	2	3	4	5	6					1	2	3	1	2	3	4	5	6	7	1	2	3	4	5	6	7
7	8	9	10	11	12	13	4	5	6	7	8	9	10	8	9	10	11	12	13	14	8	9	10	11	12	13	14
14	15	16	17	18	19	20	11	12	13	14	15	16	17	15	16	17	18	19	20	21	15	16					
21	22	23	24	25	26	27	18	19	20	21	22	23	24	22	23	24	25	26	27	28							
28	29	30	31				25	26	27	28	29	30	31														
<div> <div></div> Super Saver 28 Mar – 22 May, Fri 1 Sep – 1 Nov, Fri 2 Nov – 16 Mar, daily </div>							<div> <div></div> Saver 28 Mar – 22 May, Sat – Thu 1 Sep – 1 Nov, Sat – Thu 23 May – 31 Aug, Fri </div>							<div> <div></div> Standard 23 May – 31 Aug, Sat – Thu </div>													

Please refer to each site entry for the site-specific opening days and times



Heritage is for everybody, and we are here for heritage. Thank you for helping us share England's historic sites, objects and stories with millions more people for generations to come.

All details are correct at the time of issuing but may be subject to change.

The English Heritage Trust is a charity, no. 1140351, and a limited company, no. 07447221, registered in England and Wales.

IGM9333_1/25