



## STONEHENGE EXPLORER

# Welcome

Your Stonehenge Explorer backpack has been put together with the help of local families, to help you explore and learn about the archaeology and wildlife of the Stonehenge Landscape.

### Inside your backpack you will find...

- **a map** – showing the different places that you can explore
- **a pair of binoculars** – to help see what is around you
- **a bag of wooden blocks** – to build your own monument
- **a whiteboard and pen** – to write and draw with
- **three Explorer Pouches** – each containing interesting facts and things to touch and do. See the back of this sheet for a full list.

You can choose which order you use the pouches in. Look at the map to see the best places to use each pouch.

The contents of the three pouches are colour-coded

**Red: The Cursus Barrows**

**Blue: The Stonehenge Monument**

**Green: The Woodland and Chalk Downland**

This Stonehenge Explorer backpack is free to use. You need to buy a ticket to visit the Stonehenge Monument but can explore the National Trust landscape around it for free.



## STONEHENGE EXPLORER

# Explorer Pouch Contents



### The Cursus Barrows

- a 'barbed and tanged' arrowhead in a cloth bag
- one double-sided activity sheet



### The Stonehenge Monument

- a tape measure
- a reconstruction drawing
- two double-sided activity sheets



### The Woodland and Chalk Downland




- a magnifying glass
- one double-sided activity sheet
- a minibeast key
- a grassland plants key


Please return all the activity sheets and objects in your Stonehenge Explorer backpack when you are finished so that someone else can enjoy exploring Stonehenge, too.

If you have any questions or need any help please ask a member of staff at Stonehenge, or contact the Education team at [bookeducation@english-heritage.org.uk](mailto:bookeducation@english-heritage.org.uk)

# Stonehenge Explorer Map



-  **The Cursus Barrows**
-  **The Stonehenge Monument**
-  **The Woodland and Chalk Downland**



# STONEHENGE EXPLORER

## The Cursus Barrows

These barrows are **Bronze Age** burial mounds. The people buried in these mounds up to 4,000 years ago were sometimes buried with objects.



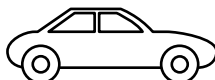


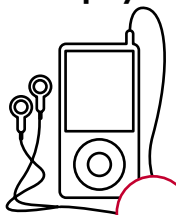

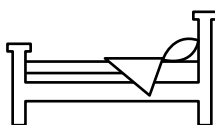


Look at the **arrowhead** in your pack. It's a copy of an arrowhead used by Bronze Age people, and is made from a type of stone called flint. People have been found buried here with arrowheads made from flint and with clay pots called beakers. The objects can tell us things about people's lives, like if they were rich or poor, where they came from, or even what job they had.

The objects that Bronze Age people used and that were valuable to them were very different to those that we have today. The materials that people used to make tools and other objects, like wood, stone, clay, animal bone or antler, came from the land around where they lived.

If you look carefully in the soil dug up by moles and rabbits, you can find your own pieces of flint. Please put back any flints you find, so archaeologists\* can study them to find out more about the people who lived here.

### What things are important to you in your life, and why?

As a group, number the following from 1 to 10, with 1 being the most important and 10 being the least important?


<p><b>Mobile phone</b></p>  <input type="text"/>	<p><b>Pet</b></p>  <input type="text"/>	<p><b>Car</b></p>  <input type="text"/>	<p><b>Favourite book</b></p>  <input type="text"/>	<p><b>Favourite food</b></p>  <input type="text"/>
<p><b>MP3 player</b></p>  <input type="text"/>	<p><b>Clothes</b></p>  <input type="text"/>	<p><b>Bed</b></p>  <input type="text"/>	<p><b>Television</b></p>  <input type="text"/>	<p><b>Home</b></p>  <input type="text"/>

\*Archaeologists find out about the past by excavating sites and making decisions based on the artefacts and physical remains that they find (the things that have not rotted away over time).




# STONEHENGE EXPLORER

## The Cursus Barrows




**Each choose an object that is important to you in your life. Write or draw it here?**



There are lots of things we still don't know about Bronze Age people because only some objects from that time have survived. For example we don't know what kind of clothes they wore, because their clothes have rotted away.

**If you buried your objects which ones do you think would survive for a long time?**

**Imagine you are archaeologists of the future. What do you think these objects would tell us about you and your lives?**



# STONEHENGE EXPLORER

## Stonehenge: Facts & Figures

### What kind of stones are they?

**Bluestones:** these are the smaller stones in the middle of the stone circle, and originally came from south west Wales.

**Sarsen Stones:** these are the much larger stones around the outside of the stone circle, and probably came from near Marlborough, Wiltshire.



### How did they get here?

People have different ideas about how the stones got here.

One is that people used rollers. Look at the drawing on page 10 of what Stonehenge might have been like 4,000 years ago (2500 BC). Can you see people moving the stones on rollers? Another theory is that is that people used stone balls to roll them on.

What do you think?

### Why was Stonehenge built here?


We don't know for sure, but we think it has to do with marking the changing of the seasons. The seasons were very important to the people who built Stonehenge because they were farmers and they had to grow their own food. Spring and summer were times of growth and harvest and the winters were long and cold.

Stonehenge is aligned (lined up) with the rising and setting of the sun on the longest day and the shortest day of the year.



# STONEHENGE EXPLORER

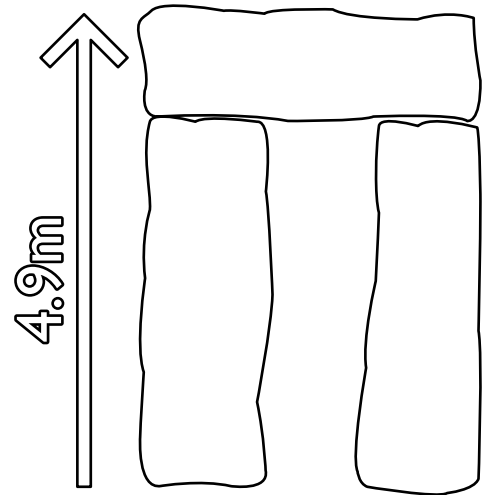
## Stonehenge: Facts & Figures



### How big are they?

**Height:** The highest part of the monument is **4.9 metres**

- How tall are you?
- Can you estimate how many of you it would take to reach the top?
- Use the tape measure and the white board/ pen
- Challenge: Can you work it out?  
4.9 ÷ your height = ?




**Key:** 100 centimeters = 1 metre

**Weight:** The largest **Sarsen Stone** weighs about **30 tonnes**

- **1 tonne = 1000kg**
- The average **man = 79kg**
- The average **Asian elephant = 5,400kg**
- **A double decker bus = 7,530kg**


That means that the largest Sarsen Stone at Stonehenge weighs the same as 506 men, 6 double decker buses and which is more than...





## STONEHENGE EXPLORER

## Stonehenge: Myths & Beliefs



### Merlin, Giants and King Arthur

Many old myths feature giants building Stonehenge, but one of the earliest legends dates from the 12th century and involves Merlin.

After defeating the Saxons in battle, the British King Aurelius decided to build a memorial to people who were killed by the Saxons at a battle on Salisbury Plain. He called Merlin, who said 'Send for the Giants Round'. This was a ring of stones said to have been transported to Ireland from Africa by the giants.

The King's brother, Uther Pendragon, went to Ireland with fifteen thousand men but they could not dismantle the stones.

Merlin saw this and laughed. He used his magic powers to take down the stones himself and bring them here, then erected them again in exactly the same way as they had stood in Ireland.

King Aurelius and Uther Pendragon are both said to have been buried here at Stonehenge – and Uther Pendragon's son was the legendary King Arthur.



### The Devil's trick

Another myth says it was the Devil who put the stones here. He was employed by Merlin to take the stones from an old woman's back garden in Ireland.

Dressed as a gentleman, the Devil offered the old woman as much money as she could count while he gathered up the stones. She thought it would take a very long time and that she would be as rich as a princess, but the Devil tricked her. As soon as she started counting the money, he had bundled up the stones and vanished.

It is said that as he flew here with the stones he dropped one or two and those can still be found in the surrounding countryside.


### Did the Druids build Stonehenge?

People used to think that a religious group called the Druids built Stonehenge, but this religion did not begin until a long time after Stonehenge was built.





STONEHENGE EXPLORER



Stonehenge: Myths & Beliefs

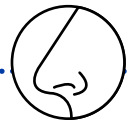
**Can you make up your own story about Stonehenge?**

Look at the picture of how Stonehenge might once have been, and imagine stepping back in time 4,000 years ago...

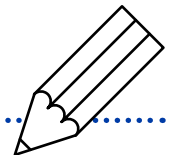
**What do you think you would have heard here?**



**What do you think you would have smelt here?**



**Use your words to write a short poem or describe how it would have felt to be here then?**



2500 BC





## STONEHENGE EXPLORER




# Chalk Downland

### **Chalk is a white crumbly stone, can you find some in the molehills nearby?**

The downland and grassland around you is special because many of the plants found here only like growing on chalky soil.

Chalk itself is millions of years old, and is made up of the fossilised bodies of tiny sea creatures.



### **Using the pictures on the grassland plants key, can you work out what some of the plants are called?**

In spring and summer you will be able to see more flowers, but in autumn and winter you can look at the shapes of the leaves to work out what the plants are called. Look closely at the plants but please don't pick them.

### **Look carefully. Can you see the low banks running from the north-east towards Stonehenge?**

These banks would have been more obvious when they were made, and mark the Avenue, which connects the Stonehenge monument with the River Avon, and was probably a special pathway.

The Barrows, the Cursus (a long monument made from earth north of Stonehenge), the Henge (the bank and ditch around the monument), and the Avenue, were all dug out of the chalk and so would have been white when they were made.

### **Why are there sheep here?**

Sheep have been grazing on the land here for around 5,000 years because the people who built Stonehenge were farmers and they had sheep. They also had goats, pigs and cattle.

There is plenty of grass and plants for the sheep to eat here.





## STONEHENGE EXPLORER

---


# Woodland Minibeasts

### **Look in the fallen leaves and under rotting wood, can you find any minibeasts?**

---

In your pack there is a minibeast key to help you work out together what creatures you find, and a magnifying glass so that you can see the creatures more clearly. In winter some creatures will be asleep.

When you've finished looking for minibeasts, please remember to leave their homes as you found them.



### **Use the white board and pen to draw a picture of one of the creatures that you find?**

---

You could also try using leaves, sticks and other natural objects to make a picture on the floor. Please use only dead things rather than picking living leaves or flowers.

### **The woods and grassland are also home to other animals and birds. Can you spot any with the binoculars? Make a list here of the birds and animals that you can see...**

---

